

BASEBALL



RECORD BOOK

NCAA Division I Season Stolen Base Champion

Al Ashkinazy 1981

NCAA Regional All-Star

Mike Umano 1983

ABCA All-America

Second Team

Fred Leone 1985

Third Team

Paul Bruno 1990

Al Watson 1991

Tom Merkle 2002

Honorable Mention Freshman

Jelani Arnold 2001

NCBWA All-America

Second Team

Tom Merkle 2002

NSCA Stregnth and Conditioning All-American

Jon Burke 2007

CollegeBaseballInsider.com All-American

Effrey Valdez 2011

ABCA All-Region

First Team

Fred Leone 1985

Paul Bruno 1990

Al Watson 1991

Tom Merkle 2002

Tim Smith 2004

Mike Kenefick 2005

Chris Perez 2006

Effrey Valdez 2011

Louis Mele 2015

Second Team

John Urcioli 1989

Ron Santoro 2000

ECAC Northeast Region

First Team

Ryan Nevis 2001

Second Team

Ron Santoro 2000

Great West Conference

Player of the Year

Effrey Valdez 2011

ECAC Player of the Year

Ray Giannelli 1987

Mike Fernandez 1991

Tom Merkle 2002



Tom Merkle (1999-2002) earned All-America honors as a senior while setting NYIT's career RBI record.

NCBWA District II Player of the Year

Tom Merkle 2002

Division I Independent Player of the Year

Kraig Binick 2007

Division I Independent Rookie of the Year

Tom Merkle 1999

Effrey Valdez 2008

Ping!baseball All-Ping Honorable Mention

Kraig Binick 2007

ECAC All-Diamond Conference

Tom Boyce 1987, 1988

Bill DaCosta 1987

Mike Chesney 1987

Ray Giannelli 1987, 1988

Ray Karczewski 1987

Doug Manfredonia 1987

John Comer 1989

Jim O'Connor 1989, 1991

John Urcioli 1989, 1990

Jim Whitman 1989

Paul Bruno 1990

Mike Fernandez 1990, 1991

Alex Protosow 1990

Al Watson 1990, 1991

John Weglarz 1991

Chris McCoy 1993, 1994

John Reilly 1993

Gary Giersbach 1993, 1994

Marcus Maza 1994

Bill Cline 1994

All-Mid Continent

First Team

Cliff Brown 1995

Clausel Milord 1995

Chris Briller 1996

Paul Marino 1997

Brian Hoffman 1997

Chris Rojas 1998

Ryan Nevins 1998

Second Team

Mike Furey 1995

Mike Reimers 1995

James Joyce 1995

Cliff Brown 1996

Chris Briller 1997

Jim Goelz 1997, 1998

Chris Rojas 1997

Rob Bigan 1997, 1997

Brian Hoffman 1998

Dave Clark 1998

Div. I All-Independent

First Team

Tom Merkle 1999

Tom Merkle 2002

Kraig Binick 2004, 2007

Mike Kenefick 2005

Joe Esposito 2005, 2006, 2007

Chris Perez 2006

Mike Roth 2007

Second Team

Tim Smith 2004

Kraig Binick 2005, 2006

Mike MacMillan 2006

Effrey Valdez 2009



Kraig Binick (2003-2007) was named the Division I Independent Player of the Year as a senior in 2007.

NYSBC All-Conference

First Team

| | |
|---------------------|------|
| Ryan Nevis | 2001 |
| Jelani Arnold | 2001 |

Second Team

| | |
|-------------------|------|
| Bryan Goelz | 2001 |
|-------------------|------|

All-Great West Conference

First Team

| | |
|-----------------------|------|
| Andrew Guarrasi | 2010 |
| Effrey Valdez | 2011 |
| Ryan Dillabough | 2011 |
| Ali Rodriguez | 2013 |

Second Team

| | |
|---------------------|------|
| Effrey Valdez | 2010 |
| Brian Smith | 2010 |
| Jerry Smith | 2010 |
| Mike Roth | 2010 |
| Rob Cafiero | 2011 |
| Jerry Smith | 2011 |

Division I Independent Invitational MVP

| | |
|------------------------|------|
| Andrew Karkoulas | 2004 |
|------------------------|------|

ECAC All-Tournament

| | |
|-----------------|------|
| Al Watson | 1990 |
|-----------------|------|

Division I Independent Invitational All-Tournament

| | |
|--------------------------|------|
| Kraig Binick | 2004 |
| Andrew Karkoulas | 2004 |
| Mike Kearney | 2004 |
| Jelani Arnold | 2004 |
| Tom Park | 2004 |
| Anthony St. George | 2004 |
| Kraig Binick | 2005 |
| Mike Striker | 2005 |

| | |
|---------------------|------------|
| Mike LaLuna | 2005 |
| Joe Esposito | 2007 |
| Jon Burke | 2007 |
| Mike LaLuna | 2007, 2008 |
| Effrey Valdez | 2008 |

Great West Conference All-Tournament

| | |
|---------------------|------------|
| Effrey Valdez | 2010, 2011 |
| Frank Ryan | 2010 |
| Marcos Perez | 2011 |

NY State All-Star

| | |
|------------------------|------------|
| Hank Iervolino | 1982 |
| Don Moscatelli | 1982 |
| Mike Salvemini | 1982 |
| Jim Scudero | 1982, 1983 |
| George Archer | 1983 |
| Al Ashkinazy | 1983 |
| Brian Brady | 1983 |
| Al Labozetta | 1983, 1984 |
| Don Moscatelli | 1983 |
| Brian Brady | 1984 |
| Jim Dalton | 1984 |
| Mike Conklin | 1985 |
| Fred Leone | 1985 |
| Bill DaCosta | 1986 |
| Tom Boyce | 1987 |
| Ray Giannelli | 1988 |
| Ray Karczewski | 1988 |
| Doug Manfredonia | 1988 |
| Jim Whitman | 1988 |
| John Manfredo | 1989 |
| John Urcioli | 1989 |
| Paul Bruno | 1990 |
| Cliff Brown | 1995 |
| Clausel Milord | 1995 |
| Marcus Maza | 1995 |

ECAC All-Star

| | |
|------------------------|-----------------|
| Al Ashkinazy | 1983 |
| Don Moscatelli | 1983 |
| Jim Scudero | 1983 |
| Mike Frustaci | 1985 |
| Fred Leone | 1985 |
| Keith Locklear | 1985 |
| Al Silverstein | 1985 |
| Ray Giannelli | 1986 |
| Ray Karczewski | 1987 |
| Doug Manfredonia | 1987 |
| Paul Bruno | 1990 |
| Mike Fernandez | 1991 |
| Al Watson | 1991 |
| Tom Merkle | 2002 (1st Team) |

Division I Independent All-Star

| | |
|----------------------|------|
| Tom Merkle | 2002 |
| Brian Goldberg | 2002 |

ECAC Playoff All-Star

| | |
|----------------------|------|
| Paul Bruno | 1990 |
| Mike Fernandez | 1990 |

Mid Continent All-Academic

| | |
|---------------------|------------|
| Chris Briller | 1996, 1997 |
| Joel Liss | 1996 |

Division I Independent All-Academic

| | |
|------------------------|------------------|
| Andrew Karkoulas | 2004, 2006 |
| Mike Kearney | 2004 |
| Mike Kenefick | 2005 |
| Christian Diez | 2005 |
| Jon Burke | 2006, 2007 |
| John Eichhorn | 2006, 2007, 2009 |
| Mike Striker | 2006 |
| Mike LaLuna | 2006, 2007, 2008 |
| Denten Neill | 2007, 2008, 2009 |
| Julian Richards | 2008 |
| Matthew Doran | 2009 |

Great West Conference All-Academic

| | |
|---------------------------|------------------|
| Jon Eichhorn | 2009 |
| Denten Neill | 2009 |
| Matthew Doran | 2009 |
| Chris Colleran | 2009 |
| Greg Gillroy | 2009 |
| Brian Smith | 2009 |
| Preston Wasmund | 2009, 2010, 2011 |
| Sebastian Grazziani | 2010, 2011 |
| Ryan Campbell | 2011 |
| George Carroll | 2011 |
| Jon Costa | 2011 |
| Robert Loftus | 2011, 2012, 2013 |
| Matt DiBiase | 2012 |
| John Duggan | 2012 |
| Michael Fermin | 2012, 2013 |
| Brennen Forster | 2012 |
| James Bulva | 2013 |
| J.P. Lipovac | 2013 |
| Nick Sebastian | 2013 |

MOST VALUABLE PLAYER

| | |
|------|------------------|
| 1975 | Rich Brievoegel |
| 1976 | Bruce Windisch |
| 1977 | Tim Wagner |
| 1978 | Steve Gardella |
| 1979 | Steve Gardella |
| 1980 | Joe Soprano |
| 1981 | Al Ashkinazy |
| 1982 | Jim Scudero |
| | Henry Iervolino |
| 1983 | Al Ashkinazy |
| 1984 | Brian Brady |
| 1985 | Mike Frustaci |
| 1986 | Fred Leone |
| 1987 | Mike Chesney |
| 1988 | Jim Whitman |
| 1989 | John Urcioli |
| 1990 | Paul Bruno |
| 1991 | Al Watson |
| 1993 | John Reilly |
| 1994 | Mike Furey |
| 1995 | Cliff Brown |
| 1996 | Chris Briller |
| 1997 | Chris Briller |
| 1998 | Jim Goelz |
| 1999 | Shane McKeon |
| 2000 | Rob Santoro |
| 2001 | Ryan Nevins |
| 2002 | Tom Merkle |
| 2003 | Andrew Karkoulas |
| 2004 | Kraig Binick |
| 2005 | Mike Kenefick |
| 2006 | Kraig Binick |
| 2007 | Kraig Binick |
| | Joe Esposito |
| 2008 | Mike LaLuna |
| 2009 | Effrey Valdez |
| 2010 | Brian Smith |
| 2011 | Effrey Valdez |
| 2012 | Ali Rodriguez |

BATTING CHAMPION

| | | |
|------|----------------|------|
| 1975 | Gary Novello | .410 |
| 1976 | Bob Nadin | .379 |
| 1977 | Gerry Ginter | .452 |
| 1978 | Steve Gardella | .459 |
| 1979 | Steve Gardella | .424 |
| 1980 | Joe Soprano | .407 |
| 1981 | Bob Costello | .461 |
| 1982 | Mike Salvemini | .365 |
| 1983 | Al Ashkinazy | .369 |
| 1984 | Mike Frustaci | .369 |
| 1985 | Mike Frustaci | .433 |
| | Fred Leone | .433 |
| 1986 | Mike Umano | .383 |
| 1987 | Ray Giannelli | .390 |
| 1988 | John Comer | .356 |
| 1989 | John Urcioli | .329 |
| 1990 | Paul Bruno | .405 |
| 1991 | Al Watson | .463 |
| 1993 | Matt McCartin | .340 |
| 1994 | Mike Furey | .366 |
| 1995 | Cliff Brown | .384 |
| 1996 | Chris Briller | .346 |
| 1997 | Chris Briller | .408 |
| 1998 | Dave Clark | .333 |
| 1999 | Jack Tracy | .329 |
| 2000 | Rob Santoro | .387 |
| 2001 | Bryan Goelz | .388 |
| 2002 | Tom Merkle | .430 |

| | | |
|------|-----------------|------|
| 2003 | Tony St. George | .321 |
| 2004 | Tim Smith | .362 |
| 2005 | Mike Kenefick | .392 |
| 2006 | Mike MacMillan | .361 |
| 2007 | Kraig Binick | .406 |
| 2008 | Effrey Valdez | .332 |
| 2009 | Effrey Valdez | .401 |
| 2010 | Effrey Valdez | .438 |
| 2011 | Effrey Valdez | .437 |
| 2012 | Ali Rodriguez | .357 |
| 2013 | Ali Rodriguez | .328 |
| 2014 | Joe Daru | .301 |
| 2015 | Louis Mele | .364 |
| 2016 | Joe Daru | .365 |
| 2017 | Louis Mele | .341 |

OUTSTANDING PERFORMANCE

| | |
|------|--------------------|
| 1982 | Mike Salvemini |
| 1983 | Jim Scudero |
| 1984 | Al Labozetta |
| 1985 | Fred Leone |
| 1986 | Ike Goldstein |
| 1987 | Ray Giannelli |
| 1988 | Tom Boyce |
| 1989 | John Manfredo |
| 1990 | Jim Whitman |
| | Jim O'Connor |
| 1991 | Mike Fernandez |
| 1993 | Chris McCoy |
| 1994 | Gary Giersbach |
| 1995 | Clausel Milord |
| 1996 | Cliff Brown |
| 1997 | Chris Rojas |
| 1998 | Dave Clark |
| 1999 | Tom Merkle |
| 2000 | Tom Merkle |
| 2001 | Bryan Goelz |
| 2002 | Mike Gaffney |
| | Brian Goldberg |
| 2003 | Anthony St. George |
| 2004 | Tim Smith |
| | Gary Needham |
| 2005 | Kraig Binick |
| | Joseph Esposito |
| 2006 | Chris Perez |
| 2007 | Jon Burke |
| 2008 | Effrey Valdez |
| 2009 | Brian Smith |
| | Andrew Guarassi |
| 2010 | Greg Gilroy |
| | Andrew Guarassi |
| | Effrey Valdez |
| 2011 | Ali Rodriguez |
| 2012 | Michael Fermin |

GOLD GLOVE AWARD

| | |
|------|-------------------------|
| 1983 | Don Moscatelli (1B) |
| 1984 | Jim Dalton (SS) |
| 1985 | Mike Frustaci (1B) |
| 1986 | Mike Chesney (C) |
| 1987 | Mike Chesney (C) |
| 1988 | Ray Karczewski (SS) |
| 1989 | John Urcioli (SS) |
| 1990 | Alex Protosow (OF) |
| 1991 | Scott Whitman (1B) |
| 1993 | Chris McCoy (P) |
| 1994 | Marcus Maza (2B) |
| 1995 | Kenny Iglesias (SS) |
| 1996 | Brian Montalto (C) |
| 1997 | Chris Briller (1B/3B/P) |

| | |
|------|-------------------------|
| 1998 | Chris Rojas (OF/P) |
| 1999 | Ben Peterson (P) |
| 2000 | Steve Robins (1B) |
| 2001 | Bryan Goelz (OF) |
| 2002 | Bryan Goelz (OF) |
| 2003 | Jelani Arnold (2B) |
| 2004 | Andrew Karkoulas (P/OF) |
| 2005 | Mike MacMillan (SS) |
| 2006 | David Johnson (1B) |
| 2007 | Jerry Smith (OF) |
| 2008 | Brian Smith (2B) |
| 2009 | Ryan Campbell (2B) |
| 2010 | Christian Dienna (1B) |
| 2011 | George Carroll (C) |
| 2012 | Robert Loftus (OF) |

FIREMAN OF THE YEAR

| | |
|------|------------------|
| 1985 | Mike Conklin |
| 1988 | Mike Stiles |
| 1989 | John Manfredo |
| 1990 | John Manfredo |
| 1991 | Matt Connolly |
| 1999 | Rob Bosworth |
| 2003 | Jamie Roggenkamp |
| 2005 | Robert Benenati |
| 2006 | John Eichhorn |
| 2007 | Mike Roth |
| 2010 | Mike Roth |
| 2011 | Ryan Dillabough |

MOST IMPROVED PLAYER AWARD

| | |
|------|-----------------------|
| 1989 | Alex Protosow (OF) |
| 1990 | Joe Mattaliano (P) |
| 1991 | John Weglarz (P) |
| 1993 | Tony Criscoula (1B) |
| | Mike Korabik (P) |
| 1994 | Bill Cline (P) |
| 1995 | Mike Reimers (OF/C) |
| 1996 | Mike Pienkos (OF/1B) |
| 1997 | Shane McKeon (P) |
| 1998 | Rob Bosworth (P) |
| 1999 | Rich Roth (P) |
| 2000 | Brian Goldberg |
| 2001 | Brandon Kurz (P) |
| 2002 | Mike Gaffney (SS) |
| 2003 | Garrett McDevitt (C) |
| 2004 | Mike Kearney (1B) |
| 2005 | Michael Striker (P) |
| 2006 | Jon Burke (P) |
| 2007 | Tom Murray (C) |
| 2008 | Andrew Guarassi (P) |
| 2009 | Christian Dienna (1B) |
| 2012 | Jose Checo (P) |

SCHOLAR-ATHLETE AWARD

| | |
|------|------------------|
| 1982 | Henry Iervolino |
| 1983 | Jim Scudero |
| 1984 | Bill Russo |
| 1985 | Fred Giovannelli |
| 1986 | Mike Umano |
| 1987 | Al Silverstein |
| 1988 | Will Ambos |
| 1989 | Dean DiRico |
| 1990 | Alex Protosow |
| 1991 | Jim O'Connor |
| 1993 | Joel Liss |
| 1994 | Joel Liss |
| 1995 | Joel Liss |
| 1996 | Joel Liss |

| | |
|------|------------------|
| 1997 | Chris Briller |
| 1998 | Ian Beller |
| 1999 | Ian Beller |
| 2000 | Ben Peterson |
| 2001 | Tom Park |
| 2002 | Andrew Karkoulas |
| 2003 | Andrew Karkoulas |
| 2004 | Andrew Karkoulas |
| 2005 | Mike LaLuna |
| 2006 | Denten Neille |
| 2007 | Mike LaLuna |
| 2008 | Julian Richards |
| 2009 | Denten Neill |
| 2010 | Preston Wasmund |
| 2011 | Robert Loftus |
| 2012 | Robert Loftus |

TRIPLE CROWN

| | |
|------|----------------|
| 1978 | Steve Gardella |
| 1979 | Steve Gardella |
| 1980 | Joe Soprano |
| 1982 | Mike Slavemini |
| 1990 | Paul Bruno |
| 1994 | Mike Furey |
| 1995 | Cliff Brown |
| 1998 | Dave Clark |
| 2002 | Tom Merkle |
| 2011 | Effrey Valdez |

THE HAROLD J. HIRSCHFIELD MEMORIAL AWARD

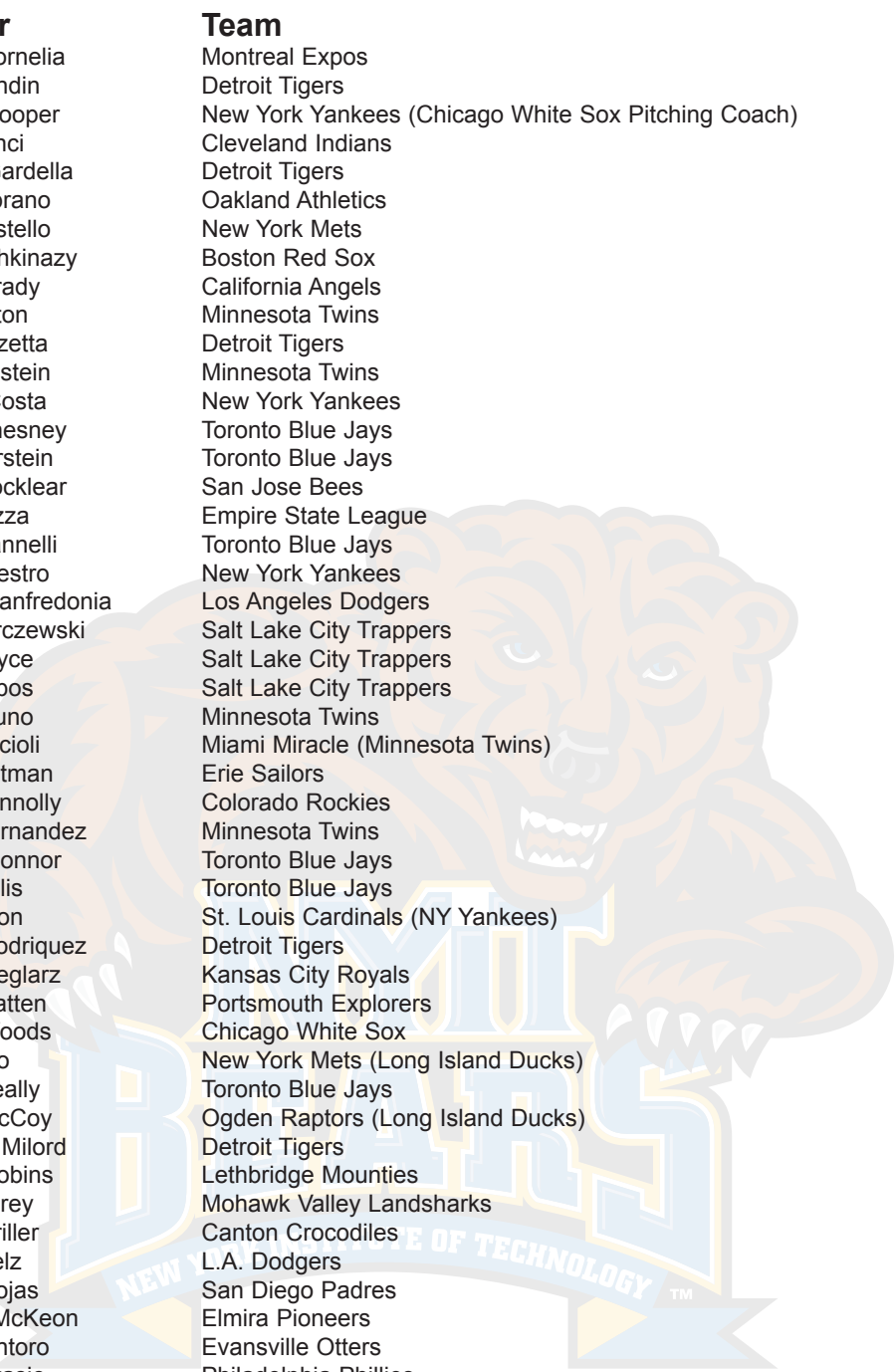
| | |
|------|------------------|
| 1994 | John Reilly |
| 1995 | Doug Robins |
| 1996 | Mike Reimers |
| 1997 | Jim Goelz |
| 1998 | Jim Goelz |
| 1999 | Shane McKeon |
| 2000 | Tom Merkle |
| 2001 | Brian Goldberg |
| 2002 | Brandon Kurz |
| 2003 | Mike Gaffney |
| 2004 | Jelani Arnold |
| 2005 | Tom Murray |
| 2006 | Mike Kenefick |
| 2007 | Frank Sonnenberg |
| 2008 | Denten Neill |
| 2009 | Chris Colleran |
| 2010 | Lou Bernardi |
| 2011 | Preston Wasmund |

IRONMAN AWARD

| | |
|-------------------------------------|------------------------|
| <i>200 Games Played in a Career</i> | |
| 1988 | Tom Boyce (203 GP) |
| | Ray Giannelli (200 GP) |
| 2004 | Jelani Arnold (200 GP) |
| 2010 | Brian Smith (211 GP) |
| 2011 | Jerry Smith (212 GP) |

ALUMNI ACHIEVEMENT AWARD

| | |
|------|------------------|
| 2007 | Larry Minor |
| 2008 | Daniel Massiello |
| 2009 | Jamie Loeb |
| 2010 | John Reilly |



| Year | Player | Team | Acquired |
|------|------------------|---|------------|
| 1977 | Larry Cornelia | Montreal Expos | Free Agent |
| | Bob Nandin | Detroit Tigers | Free Agent |
| 1978 | • Don Cooper | New York Yankees (Chicago White Sox Pitching Coach) | 17th Round |
| | Lou Ganci | Cleveland Indians | 21st Round |
| 1979 | Steve Gardella | Detroit Tigers | Free Agent |
| 1980 | Joe Soprano | Oakland Athletics | 19th Round |
| 1981 | Bob Costello | New York Mets | 25th Round |
| 1983 | Alan Ashkinazy | Boston Red Sox | Free Agent |
| 1984 | Brian Brady | California Angels | 6th Round |
| | Jim Dalton | Minnesota Twins | 23rd Round |
| | Al Labozetta | Detroit Tigers | 5th Round |
| 1986 | Ira Goldstein | Minnesota Twins | 11th Round |
| 1987 | Bill DaCosta | New York Yankees | 3rd Round |
| | Mike Chesney | Toronto Blue Jays | 23rd Round |
| | Al Silverstein | Toronto Blue Jays | 41st Round |
| | Keith Locklear | San Jose Bees | Free Agent |
| | Rich Nizza | Empire State League | Free Agent |
| 1988 | Ray Giannelli | Toronto Blue Jays | 42nd Round |
| | Art Canestro | New York Yankees | 48th Round |
| | Doug Manfredonia | Los Angeles Dodgers | Free Agent |
| | Ray Karczewski | Salt Lake City Trappers | Free Agent |
| | Tom Boyce | Salt Lake City Trappers | Free Agent |
| | Will Ambos | Salt Lake City Trappers | Free Agent |
| 1990 | Paul Bruno | Minnesota Twins | 39th Round |
| | John Urcioli | Miami Miracle (Minnesota Twins) | 12th Round |
| | Jim Whitman | Erie Sailors | Free Agent |
| 1991 | Matt Connolly | Colorado Rockies | Free Agent |
| | Mike Fernandez | Minnesota Twins | 19th Round |
| | Jim O'Connor | Toronto Blue Jays | 31st Round |
| | Pete Polis | Toronto Blue Jays | 47th Round |
| | Al Watson | St. Louis Cardinals (NY Yankees) | 1st Round |
| 1992 | Dave Rodriquez | Detroit Tigers | Free Agent |
| | John Weglarz | Kansas City Royals | 30th Round |
| 1993 | Scott Hatten | Portsmouth Explorers | Free Agent |
| | Brian Woods | Chicago White Sox | 20th Round |
| 1994 | Joe Lisio | New York Mets (Long Island Ducks) | 25th Round |
| | John Really | Toronto Blue Jays | Free Agent |
| | Chris McCoy | Ogden Raptors (Long Island Ducks) | Free Agent |
| 1995 | Clausel Milord | Detroit Tigers | 28th Round |
| | Doug Roberts | Lethbridge Mounties | Free Agent |
| | Mike Furey | Mohawk Valley Landsharks | Free Agent |
| 1997 | Chris Briller | Canton Crocodiles | Free Agent |
| 1998 | Jim Goelz | L.A. Dodgers | 16th Round |
| | Chris Rojas | San Diego Padres | Free Agent |
| 1999 | Shane McKeon | Elmira Pioneers | Free Agent |
| 2000 | Rob Santoro | Evansville Otters | Free Agent |
| | Doug Stasio | Philadelphia Phillies | 25th Round |
| | Ken Henderson | Pittsburgh Pirates | 27th Round |
| 2001 | Ryan Nevins | Anaheim Angels | 27th Round |
| 2002 | Tom Merkle | Florida Marlins | 15th Round |
| | Bryan Goelz | L.A. Dodgers | 36th Round |
| | Mike Gaffney | Florida Marlins (Did Not Sign) | 49th Round |
| | Kevin Perrucci | Newark Bears | Free Agent |
| | Brandon Kurz | Parma Italy | - |
| 2003 | Mike Gaffney | Kansas City Royals (AA) | 13th Round |
| 2004 | Lyndsey Simmons | Montreal Expos | 14th Round |
| 2006 | Chris Perez | San Diego Padres (A) | |
| 2007 | Kraig Binick | Long Island Ducks (Ind.) | 27th Round |
| | Joe Esposito | Long Island Ducks (Ind.) | Free Agent |
| | Jon Burke | Quebec Capitals (Can-Am League) | Free Agent |
| 2008 | Mike LaLuna | Detroit Tigers (A) | Free Agent |
| 2011 | George Carroll | Toronto Blue Jays | Free Agent |
| 2017 | Louis Mele | Sioux Falls Canaries (American Association) | Free Agent |

GAMES PLAYED

| | | | |
|----|-----|----------------------|------------|
| 1. | 212 | Jerry Smith | 2007-2011 |
| 2. | 211 | Brian Smith | 2007-2010 |
| 3. | 203 | Tom Boyce | 1985-1988 |
| 4. | 200 | Ray Giannelli | 1985-1988 |
| | | Jelani Arnold | 2001-2004 |
| 6. | 198 | Mike LaLuna | 2005, 2008 |
| 7. | 196 | Denten Neill | 2006-2009 |
| | | Ray Karczewski | 1985-1988 |
| 9. | 193 | Mike MacMillan | 2003-2006 |

AT BATS

| | | | |
|-----|-----|----------------------|------------|
| 1. | 830 | Brian Smith | 2007-2010 |
| 2. | 798 | Effrey Valdez | 2007-2011 |
| 3. | 743 | Kraig Binick | 2004-2007 |
| 4. | 738 | Jelani Arnold | 2001-2004 |
| 5. | 732 | Ray Giannelli | 1985-1988 |
| 6. | 726 | Jerry Smith | 2007-2011 |
| 7. | 687 | Joe Daru | 2013-2016 |
| | 687 | Mike LaLuna | 2005, 2008 |
| 9. | 677 | Mike MacMillan | 2003-2006 |
| 10. | 664 | Bryan Goelz | 1999-2002 |

HITS

| | | | |
|-----|-----|----------------------|-----------|
| 1. | 320 | Effrey Valdez | 2007-2011 |
| 2. | 270 | Kraig Binick | 2004-2007 |
| 3. | 260 | Brian Smith | 2007-2010 |
| 4. | 254 | Ray Giannelli | 1985-1988 |
| 5. | 227 | Tom Merkle | 1999-2002 |
| 6. | 219 | Mike Umano | 1983-1986 |
| 7. | 217 | Bryan Goelz | 1999-2002 |
| 8. | 214 | Jelani Arnold | 2001-2004 |
| | 214 | Mike MacMillan | 2003-2006 |
| 10. | 213 | Ali Rodriguez | 2010-2013 |

RUNS SCORED

| | | | |
|-----|-----|----------------------|-----------|
| 1. | 179 | Ray Giannelli | 1985-1988 |
| 2. | 175 | Kraig Binick | 2004-2007 |
| 3. | 172 | Bryan Goelz | 1999-2002 |
| 4. | 166 | Effrey Valdez | 2007-2011 |
| 5. | 165 | Al Ashkinazy | 1980-1983 |
| | 165 | Brian Smith | 2007-2010 |
| 7. | 164 | Tom Merkle | 1999-2002 |
| 8. | 162 | Bruce Windisch | 1976-1979 |
| 9. | 153 | Ray Karczewski | 1985-1988 |
| 10. | 152 | Tom Boyce | 1985-1988 |

BATTING AVERAGE

| | | | |
|----|------|----------------------|-----------|
| 1. | .408 | Gerry Ginter | 1975-1978 |
| 2. | .401 | Effrey Valdez | 2007-2011 |
| 3. | .397 | Steve Gardella | 1976-1979 |
| 4. | .395 | Bruce Windisch | 1976-1979 |
| | .395 | Bob Costello | 1978-1981 |
| 6. | .392 | Mike Frustaci | 1983-1985 |
| 7. | .386 | Al Watson | 1989-1991 |
| 8. | .373 | Fred Leone | 1984-1986 |
| 9. | .367 | Joe Soprano | 1978-1980 |
| | .367 | Mike Umano | 1983-1986 |



Jerry Smith (2007-2010) was one of only five Bears to play in 200 career games. He set the NYIT record for games played (212), beating twin brother Brian Smith by just one game.

SLUGGING PERCENTAGES

| | | | |
|----|------|----------------------|-----------|
| 1. | .696 | Steve Gardella | 1976-1979 |
| 2. | .679 | Tom Boyce | 1985-1988 |
| 3. | .648 | Fred Leone | 1984-1986 |
| | .648 | Effrey Valdez | 2007-2011 |
| 4. | .637 | Mike Fernandez | 1989-1991 |
| 6. | .607 | Brian Brady | 1981-1984 |
| 7. | .592 | Tom Merkle | 1999-2002 |
| 8. | .575 | Ray Giannelli | 1985-1988 |
| | .575 | Brian Hoffman | 1997-1998 |

STOLEN BASES

| | | | |
|-----|-----|------------------------|-----------|
| 1. | 125 | Al Ashkinazy | 1980-1983 |
| 2. | 119 | Bruce Windisch | 1976-1979 |
| 3. | 114 | Kraig Binick | 2004-2006 |
| 4. | 108 | Joe Daru | 2013-2016 |
| 5. | 89 | Ali Rodriguez | 2010-2013 |
| 6. | 70 | Mike Salvemini | 1980-1983 |
| 7. | 53 | Tom Fattoruso | 1985-1987 |
| 8. | 51 | Andrew Karkoulas | 2002-2006 |
| 9. | 46 | Denten Neill | 2006-2009 |
| 10. | 45 | Ian Beller | 1997-2000 |

DOUBLES

| | | | |
|----|----|----------------------|-----------|
| 1. | 52 | Effrey Valdez | 2007-2011 |
| 2. | 48 | Ray Giannelli | 1985-1988 |
| 3. | 46 | Tom Boyce | 1985-1988 |
| 4. | 44 | Brian Goldberg | 1999-2002 |
| 5. | 43 | Keith Locklear | 1984-1987 |
| 6. | 42 | Cliff Brown | 1993-1996 |
| | 42 | Mike Fernandez | 1989-1991 |
| 8. | 41 | Joe Daru | 2013-2016 |

TRIPLES

| | | | |
|----|----|----------------------|------------|
| 1. | 13 | Kraig Binick | 2004-2007 |
| 2. | 12 | Mike Fernandez | 1989-1991 |
| | 12 | Bruce Windisch | 1976-1979 |
| 4. | 11 | Ray Karczewski | 1985-1988 |
| 5. | 10 | Ray Giannelli | 1985-1988 |
| | 10 | Mike LaLuna | 2005, 2008 |

HOME RUNS

| | | | |
|-----|----|----------------------|-----------|
| 1. | 52 | Tom Boyce | 1985-1988 |
| 2. | 45 | Effrey Valdez | 2007-2011 |
| 3. | 35 | Tom Merkle | 1999-2002 |
| 4. | 34 | Fred Leone | 1984-1987 |
| 4. | 33 | Ray Giannelli | 1985-1988 |
| 6. | 30 | Mike Fernandez | 1989-1991 |
| 7. | 28 | Steve Gardella | 1976-1979 |
| 8. | 27 | Paul Bruno | 1988-1990 |
| | 27 | Brian Brady | 1981-1984 |
| 10. | 26 | Joe Soprano | 1978-1980 |

RUNS BATTED IN

| | | | |
|-----|-----|----------------------|------------|
| 1. | 183 | Tom Merkle | 1999-2002 |
| | 183 | Tom Boyce | 1985-1988 |
| 3. | 169 | Effrey Valdez | 2007-2011 |
| 4. | 162 | Ray Giannelli | 1985-1988 |
| 5. | 158 | Steve Gardella | 1976-1979 |
| 7. | 150 | Brian Goldberg | 1999-2002 |
| 7. | 140 | Fred Leone | 1984-1986 |
| 8. | 126 | Mike LaLuna | 2005, 2008 |
| 9. | 121 | Bruce Windisch | 1976-1979 |
| 10. | 112 | Kraig Binick | 2004-2007 |

WALKS

| | | | |
|----|-----|---------------------|-----------|
| 1. | 166 | Tom Boyce | 1985-1988 |
| 2. | 106 | Tom Merkle | 1999-2002 |
| 3. | 103 | Mike Chesney | 1984-1987 |
| 4. | 98 | Ray Giannelli | 1985-1988 |
| | 98 | Marcus Maza | 1993-1996 |
| 6. | 95 | Effrey Valdez | 2007-2011 |



Joe Esposito (2003-2007) owns four NYIT pitching records. He broke a 16-year-old wins record with a career 26.

APPEARANCES

| | | | |
|-----|----|--------------------------|-----------|
| 1. | 87 | Rob Bosworth (R)..... | 1997-2000 |
| 2. | 73 | Mike Roth (R) | 2006-2000 |
| 3. | 67 | Louie Bernardi (S) | 2007-2010 |
| 4. | 66 | Hank Iervolino (R)..... | 1979-1982 |
| 5. | 64 | Jim Scudero (S)..... | 1980-1983 |
| 6. | 63 | Robert Benenati (R) .. | 2002-2005 |
| | 63 | Jamie Roggenkamp (R) .. | 2002-2005 |
| 8. | 62 | Shane McKeon (S) .. | 1996-1999 |
| 9. | 58 | Jim O'Connor (S)..... | 1987-1991 |
| 10. | 57 | Preston Wasmund (S)..... | 2008-2011 |
| | 57 | James Moussa(S) | 2011-2015 |

R-reliever; S-starter

WINS

| | | | |
|-----|----|----------------------|-----------|
| 1. | 26 | Joe Esposito | 2004-2007 |
| 2. | 24 | Jim O'Connor..... | 1987-1991 |
| 3. | 22 | Jim Scudero..... | 1980-1983 |
| | 22 | Don Cooper | 1975-1977 |
| 5. | 20 | Al Labozetta..... | 1981-1984 |
| 6. | 19 | Nick Melito | 1977-1980 |
| | 19 | Al Watson | 1989-1991 |
| | 19 | Andrew Guarrasi..... | 2007-2010 |
| 9. | 18 | Joe Milenkovic | 1986-1988 |
| 10. | 16 | Bill DaCosta..... | 1985-1987 |
| | 16 | Al Silverstein..... | 1983-1987 |
| | 16 | Jimmy Walker | 1979-1981 |
| | 16 | Chris Perez..... | 2004-2006 |

INNINGS PITCHED

| | | | |
|----|-------|-----------------------|-----------|
| 1. | 337.5 | Joe Esposito | 2004-2007 |
| 2. | 309 | Jim O'Connor | 1987-1991 |
| 3. | 279.2 | Andrew Guarrasi | 2007-2010 |
| 4. | 256.2 | Don Cooper | 1975-1977 |
| 5. | 241.2 | Preston Wasmund .. | 2008-2011 |
| | 229.2 | Jim Scudero | 1980-1983 |

EARNED RUN AVERAGE


| | | | |
|----|------|---------------------|-----------|
| 1. | 1.79 | Rich Tappin..... | 1969-1970 |
| 2. | 1.96 | Don Cooper | 1975-1977 |
| 3. | 2.43 | Jim Scudero..... | 1980-1983 |
| 4. | 2.44 | Hank Iervolino..... | 1979-1982 |
| 5. | 2.54 | Al Labozetta..... | 1981-1984 |

SAVES

| | | | |
|----|----|---------------------|-----------|
| 1. | 14 | John Manfredo..... | 1989-1990 |
| | 14 | Mike Roth | 2006-2010 |
| 3. | 13 | Mike Conklin | 1982-1986 |
| | 13 | Mike Kerrigan | 1975-1978 |
| 5. | 11 | Hank Iervolino..... | 1979-1982 |

STRIKEOUTS

| | | | |
|----|-----|----------------------|-----------|
| 1. | 284 | Joe Esposito | 2004-2007 |
| 2. | 251 | Andrew Guarrasi..... | 2007-2010 |
| 3. | 242 | Don Cooper | 1975-1977 |
| 4. | 236 | Jim Scudero..... | 1980-1983 |
| 5. | 226 | Al Watson | 1989-1991 |



Bill DaCosta (1985-1987) is ranked in NYIT's all-time wins list as well as the season innings pitched and strikeouts category.

AT BATS

| | | | |
|-----|-----|------------------|------|
| 1. | 243 | Brian Smith | 2010 |
| 2. | 229 | Ray Giannelli | 1986 |
| 3. | 222 | Christian Dienna | 2010 |
| 4. | 219 | Effrey Valdez | 2010 |
| 5. | 210 | Jim Whitman | 1988 |
| 6. | 208 | Brian Smith | 2009 |
| | | Mike MacMillan | 2006 |
| 8. | 207 | Keith Locklear | 1987 |
| | | Kraig Binick | 2007 |
| 10. | 206 | Mike Umano | 1986 |

HITS

| | | | |
|----|----|---------------|------|
| 1. | 96 | Effrey Valdez | 2010 |
| 2. | 87 | Al Watson | 1991 |
| 3. | 84 | Mike Frustaci | 1985 |
| | | Fred Leone | 1985 |
| | | Kraig Binick | 2007 |
| 6. | 83 | Brian Smith | 2010 |
| 7. | 80 | Ray Giannelli | 1987 |
| | | Bryan Goelz | 2001 |
| | | Tom Merkle | 2002 |
| | | Effrey Valdez | 2011 |

RUNS SCORED


| | | | |
|----|----|---------------------|------|
| 1. | 65 | Mike Fernandez | 1991 |
| 2. | 62 | Mike Umano | 1985 |
| | | Bryan Goelz | 2001 |
| 4. | 61 | Sebastian Grazziani | 2010 |
| 5. | 59 | Al Ashkinazy | 1981 |
| 6. | 58 | Kraig Binick | 2007 |
| | | Effrey Valdez | 2010 |
| 8. | 57 | Fred Leone | 1987 |
| | | Ray Giannelli | 1985 |

BATTING AVERAGE

| | | | |
|-----|------|----------------|------|
| 1. | .463 | Al Watson | 1991 |
| 2. | .461 | Bob Costello | 1981 |
| 3. | .459 | Steve Gardella | 1978 |
| 4. | .452 | Gerry Ginter | 1977 |
| 5. | .442 | Bruce Windisch | 1977 |
| 6. | .438 | Effrey Valdez | 2010 |
| 7. | .437 | Effrey Valdez | 2011 |
| 8. | .433 | Mike Frustaci | 1985 |
| | .433 | Fred Leone | 1985 |
| 10. | .430 | Tom Merkle | 2002 |

TOTAL BASES

| | | | |
|-----|-----|---------------|------|
| 1. | 158 | Tom Merkle | 2002 |
| 2. | 155 | Fred Leone | 1985 |
| 3. | 153 | Mike Frustaci | 1985 |
| 4. | 152 | Effrey Valdez | 2010 |
| 5. | 147 | Paul Bruno | 1990 |
| 6. | 137 | Fred Leone | 1986 |
| 7. | 136 | Kraig Binick | 2007 |
| 8. | 135 | Brian Smith | 2010 |
| 9. | 134 | Ray Giannelli | 1987 |
| 10. | 132 | Effrey Valdez | 2011 |



Ray Giannelli (1985-1988) is ranked in seven NYIT all-time single-season lists.

Photo courtesy of Topps.

STOLEN BASES/ATTEMPTS

| | | | |
|----|-------|-----------------|------|
| 1. | 55/58 | Al Ashkinazy | 1981 |
| 2. | 39 | Mike Salvimini | 1980 |
| 3. | 38/43 | Joe Daru | 2015 |
| 4. | 35/38 | Clausel Milford | 1995 |
| 5. | 33 | Bruce Windisch | 1978 |
| 6. | 32/36 | Kraig Binick | 2007 |
| 7. | 31/34 | Kraig Binick | 2005 |
| | 31/34 | Joe Daru | 2014 |
| 9. | 26/29 | Kraig Binick | 2004 |
| | 26/33 | Al Ashkinazy | 1982 |
| | 26/33 | Rob Santoro | 2000 |

DOUBLES

| | | | |
|----|----|------------------|------|
| 1. | 21 | Effrey Valdez | 2010 |
| 2. | 20 | Tom Boyce | 1986 |
| 3. | 19 | Fred Leone | 1986 |
| | | Ryan Nevins | 2001 |
| 5. | 18 | Doug Manfredonia | 1988 |
| | | Brian Goldberg | 2000 |
| | | Brian Goldberg | 2002 |
| | | Kraig Binick | 2007 |
| 9. | 17 | Ray Giannelli | 1987 |
| | | Mike Fernandez | 1990 |
| | | Jim Goelz | 1998 |

TRIPLES

| | | | |
|----|---|----------------|------|
| 1. | 9 | Mike Fernandez | 1991 |
| 2. | 8 | Ray Karczekski | 1985 |
| 3. | 6 | Tom Merkle | 2002 |
| 4. | 5 | Mike Gaffney | 2002 |
| | | Ray Giannelli | 1987 |
| | | Bruce Windisch | 1978 |
| | | Kraig Binick | 2005 |
| | | Kraig Binick | 2007 |

HOME RUNS

| | | | |
|----|----|----------------|------|
| 1. | 20 | Tom Merkle | 2002 |
| | | Paul Bruno | 1990 |
| 3. | 19 | Mike Fernandez | 1991 |
| | | Tom Boyce | 1988 |
| | | Fred Leone | 1985 |
| 6. | 16 | Mike Chesney | 1987 |
| | | Tom Boyce | 1986 |
| 8. | 15 | Tom Boyce | 1987 |

RUNS BATTED IN

| | | | |
|-----|----|----------------|------|
| 1. | 74 | Mike Frustaci | 1988 |
| 2. | 70 | Fred Leone | 1985 |
| 3. | 68 | Tom Merkle | 2002 |
| | | Paul Bruno | 1990 |
| 5. | 64 | Brian Goldberg | 2002 |
| 6. | 62 | Steve Gardella | 1978 |
| 7. | 59 | Tom Boyce | 1986 |
| | | Joe Soprano | 1980 |
| | | Jerry Smith | 2010 |
| 10. | 57 | Mike Fernandez | 1991 |
| | | Tom Boyce | 1988 |

WALKS

| | | | |
|----|----|---------------|------|
| 1. | 63 | Tom Boyce | 1988 |
| 2. | 52 | Tom Boyce | 1987 |
| 3. | 49 | Mike Chesney | 1987 |
| 4. | 44 | Scott Hatten | 1991 |
| 5. | 39 | Ray Giannelli | 1988 |

STRIKEOUT RATIO
(K'S/AB'S)

| | | | |
|----|-------|----------------|------|
| 1. | 2/144 | Al Ashkinazy | 1983 |
| 2. | 4/168 | Al Ashkinazy | 1981 |
| | 4/146 | Mike MacMillan | 2005 |
| | 4/133 | Al Ashkinazy | 1982 |
| 5. | 7/156 | Grey Gilroy | 2010 |
| 6. | 9/188 | Al Watson | 1991 |
| 7. | 7/136 | Fred Leone | 1984 |

SACRIFICE BUNTS

| | | | |
|----|----|-------------|------|
| 1. | 17 | Rich Howard | 1991 |
|----|----|-------------|------|

HIT BY PITCH

| | | | |
|----|----|---------------|------|
| 1. | 14 | Mike Chesney | 1987 |
| 2. | 13 | John Really | 1994 |
| | | Jerry Smith | 2010 |
| 4. | 11 | Ali Rodriguez | 2013 |

CONSECUTIVE HIT STREAKS

| | | | |
|----|----|-------------|------|
| 1. | 25 | Jim Whitman | 1990 |
| 2. | 22 | Joe LaCugna | 1981 |
| 3. | 21 | Fred Leone | 1985 |

CONSECUTIVE PINCH HIT
STREAK

| | | | |
|----|------|----------------------|------|
| 1. | 6 | Gary Needham | 2006 |
| | .642 | 9/14 as pinch-hitter | |

CONSECUTIVE STOLEN
BASES

| | | | |
|----|----|--------------|------|
| 1. | 37 | Al Ashkinazy | 1981 |
|----|----|--------------|------|

SINGLE SEASON PITCHING

WINS

| | | | |
|----|----|-----------------|------|
| 1. | 10 | Chris Perez | 2006 |
| | 10 | Joe Esposito | 2005 |
| 3. | 9 | Al Watson | 1991 |
| 4. | 8 | Al Labozetta | 1981 |
| | 8 | Al Labozetta | 1984 |
| | 8 | Jim Scudero | 1982 |
| | 8 | Joe Milenkovic | 1987 |
| | 8 | Joe Mattaliano | 1990 |
| | 8 | Al Watson | 1990 |
| | 8 | Andrew Guarrasi | 2010 |

SAVES

| | | | |
|----|----|-----------------|------|
| 1. | 10 | John Manfredo | 1990 |
| 2. | 8 | Mike Roth | 2010 |
| 3. | 6 | Hank Iervolino | 1982 |
| | 6 | Mike Conklin | 1985 |
| 5. | 5 | Jim Scudero | 1983 |
| | 5 | Ryan Dillabough | 2011 |

APPEARANCES


| | | | |
|----|----|------------------|------|
| 1. | 27 | Rob Bosworth | 1999 |
| | 27 | Robert Benenati | 2004 |
| 3. | 26 | John Manfredo | 1990 |
| 4. | 25 | Rob Bosworth | 2000 |
| | 25 | Mike Roth | 2010 |
| 6. | 24 | Mike Conklin | 1986 |
| | 24 | John Manfredo | 1989 |
| 8. | 23 | Frank Sonnenberg | 2006 |
| | 23 | Dan Britton | 2002 |
| | 23 | Jamie Roggenkamp | 2003 |

INNINGS PITCHED

| | | | |
|----|------|------------------|------|
| 1. | 97 | Jim O'Connor | 1990 |
| 2. | 95 | Bill DaCosta | 1986 |
| 3. | 94.2 | Joe Esposito | 2007 |
| | 94.2 | Joe Milenkovic | 1988 |
| 5. | 91 | Jim O'Connor | 1991 |
| 6. | 87 | Andrew Guarrasi | 2010 |
| 7. | 86.2 | Andrew Guarrasi | 2009 |
| 8. | 85.2 | Bill DaCosta | 1987 |
| 9. | 84.2 | Andrew Karkoulas | 2004 |

LOWEST ERA

| | | | |
|-----|------|----------------|------|
| 1. | 0.21 | Rich Tappin | 1970 |
| 2. | 0.24 | Frank Rizzo | 1971 |
| 3. | 0.51 | Mike Roth | 2007 |
| 4. | 1.98 | Jim O'Connor | 1991 |
| 5. | 2.04 | Jim O'Connor | 1990 |
| 6. | 2.16 | Mike Roth | 2010 |
| 7. | 2.31 | Hank Iervolino | 1981 |
| 8. | 2.32 | Al Labozetta | 1983 |
| 9. | 2.34 | Jim Scudero | 1981 |
| 10. | 2.43 | George Archer | 1984 |



Jim O'Connor (1987-1991) holds a 21-year record for innings pitched (97) and a 20-year record for complete games (9).

STRIKEOUTS

| | | | |
|----|-----|-----------------|------|
| 1. | 101 | Steve Broge | 1968 |
| | 101 | Don Cooper | 1978 |
| 3. | 99 | Al Watson | 1991 |
| 4. | 92 | Al Watson | 1990 |
| 5. | 91 | Joe Esposito | 2007 |
| | 91 | Andrew Guarrasi | 2010 |
| 7. | 83 | Bill DaCosta | 1986 |
| 8. | 82 | Jim Scudero | 1982 |
| 9. | 79 | Andrew Guarrasi | 2009 |
| | 79 | Joe Milenkovic | 1988 |

LEAST WALKS (BB'S/IP'S)

| | | | |
|----|-------|--------------|------|
| 1. | 8/65 | Jon Burke | 2006 |
| 2. | 8/60 | Dixon Marble | 2016 |
| 3. | 16/91 | Jim O'Connor | 1991 |
| 4. | 17/96 | Jim O'Connor | 1990 |
| 5. | 14/77 | Jon Burke | 2007 |
| 6. | 14/55 | Will Ambos | 1988 |

COMPLETE GAMES

| | | | |
|----|---|--------------|------|
| 1. | 9 | Jim O'Connor | 1991 |
| 2. | 8 | James Joyce | 1995 |
| 3. | 6 | Al Labozetta | 1981 |
| | 6 | Art Canestro | 1987 |
| | 6 | Jim O'Connor | 1990 |
| | 6 | Al Watson | 1990 |
| | 6 | Al Watson | 1991 |
| | 6 | Rob Bigan | 1997 |

SINGLE SEASON FIELDING

PUTOUTS

| | | | |
|----|-----|------------------|------|
| 1. | 454 | Christian Dienna | 2010 |
| 2. | 379 | Chris Briller | 1996 |
| 3. | 367 | Jim Whitman | 1988 |
| 4. | 328 | Pete Polis | 1991 |
| | 328 | Scott Whitman | 1991 |
| 6. | 318 | Mike Chesney | 1987 |
| 7. | 317 | Mike Frustaci | 1984 |
| 8. | 313 | Don Moscatelli | 1983 |
| 9. | 304 | Michael Fermin | 2013 |

ASSISTS

| | | | |
|-----|-----|----------------|------|
| 1. | 170 | Mike LaLuna | 2008 |
| 2. | 164 | Brian Smith | 2010 |
| 3. | 157 | Mike MacMillan | 2004 |
| 4. | 150 | Mike Gaffney | 2001 |
| 5. | 147 | Ray Karczewski | 1986 |
| 6. | 146 | Brian Smith | 2008 |
| 7. | 142 | Brian Smith | 2009 |
| | 142 | Fred Leone | 1986 |
| | 142 | Mike MacMillan | 2004 |
| 10. | 135 | Ali Rodriguez | 2013 |

HIGHEST FIELDING PERCENTAGE (PO/A/E) (MIN. 97 TC)

| | | | |
|----|-------|-----------------------|--------------------|
| 1. | 1.000 | Don Moscatelli (1B) | 1983 (313/26/0) |
| 2. | .997 | Steve Robins (1B) | 2000 (272/23/1) |
| 3. | .994 | Jerry Smith (OF) | 2011 (172/4/1) |
| 4. | .992 | Jake Lebel (1B) | 2017 (242/20/2) |
| | .992 | Jake Lebel (1B) | 2016 (238/16/2) |
| | .992 | Mike Chesney (C) | 1986 (242/18/2) |
| | .992 | Christian Dienna (1B) | 2010 (454/35/4) |
| 6. | .991 | Kraig Binick (CF) | 2007 (111/4/1) |
| | .991 | Scott Whitman (1B) | 1991 (328/26/3) |
| | .991 | Steve Robins (1B) | 1999 (302/24/3) |
| 9. | .990 | Christian Dienna (1B) | 2009 (292/20/3) |
| | .990 | Bill Russo (C) | 1982 (97/9/1) |
| | .990 | Vin Caposio (C) | 2010 (97/7/1) |

CONSECUTIVE GAMES NO ERRORS

| | | | |
|----|----|--------------------|-----------|
| 1. | 59 | Alex Protosow (OF) | 1989-1990 |
| 2. | 45 | Jerry Smith (OF) | 2011 |
| 3. | 40 | Steve Robins (1B) | 2000 |

| Year | G | Runs | Hits | 2B | 3B | HR | RBI | SB/ATT | BA |
|--------------|--------------|---------------|---------------|--------------|------------|--------------|--------------|--------------------|-------------|
| 1978 | 34 | 330 | 402 | 70 | 17 | 29 | 285 | 79-93 | .355 |
| 1979 | 37 | 296 | 383 | 57 | 12 | 29 | 246 | 71-90 | .310 |
| 1980 | 36 | 276 | 366 | 53 | 14 | 34 | 231 | 111- | .309 |
| 1981 | 41 | 354 | 428 | 74 | 15 | 44 | 304 | 116-134 | .326 |
| 1982 | 34 | 233 | 335 | 45 | 16 | 17 | 201 | 69-86 | .304 |
| 1983 | 34 | 238 | 350 | 74 | 9 | 29 | 214 | 43- | .300 |
| 1984 | 39 | 230 | 358 | 72 | 12 | 36 | 208 | 35-54 | .295 |
| 1985 | 50 | 426 | 587 | 105 | 21 | 64 | 380 | 94-111 | .352 |
| 1986 | 55 | 373 | 555 | 128 | 9 | 67 | 338 | 54-75 | .306 |
| 1987 | 55 | 404 | 516 | 97 | 18 | 77 | 356 | 78-101 | .298 |
| 1988 | 53 | 384 | 507 | 89 | 7 | 78 | 356 | 54-70 | .298 |
| 1989 | 47 | 254 | 402 | 66 | 7 | 33 | 218 | 50-70 | .269 |
| 1990 | 53 | 334 | 528 | 81 | 8 | 71 | 292 | 48-80 | .307 |
| 1991 | 53 | 374 | 518 | 101 | 19 | 48 | 322 | 70-110 | .311 |
| 1993 | 47 | 227 | 380 | 64 | 2 | 23 | 188 | 43-62 | .274 |
| 1994 | 47 | 273 | 395 | 71 | 10 | 25 | 217 | 68-94 | .273 |
| 1995 | 46 | 288 | 439 | 86 | 11 | 29 | 235 | 89-121 | .301 |
| 1996 | 45 | 278 | 407 | 73 | 11 | 30 | 234 | 52-81 | .287 |
| 1997 | 46 | 286 | 443 | 78 | 6 | 34 | 256 | 55-88 | .301 |
| 1998 | 41 | 217 | 337 | 73 | 5 | 39 | 187 | 36-54 | .266 |
| 1999 | 47 | 247 | 407 | 81 | 5 | 24 | 289 | 59-86 | .268 |
| 2000 | 46 | 328 | 482 | 97 | 17 | 34 | 289 | 74-103 | .320 |
| 2001 | 50 | 422 | 566 | 117 | 11 | 45 | 364 | 85-107 | .326 |
| 2002 | 52 | 386 | 532 | 82 | 20 | 55 | 338 | 70-89 | .317 |
| 2003 | 47 | 237 | 413 | 82 | 3 | 14 | 201 | 43-62 | .276 |
| 2004 | 52 | 305 | 492 | 79 | 10 | 38 | 265 | 89-111 | .288 |
| 2005 | 46 | 265 | 465 | 67 | 12 | 11 | 234 | 95-129 | .303 |
| 2006 | 53 | 310 | 528 | 81 | 17 | 15 | 260 | 94-127 | .300 |
| 2007 | 52 | 264 | 480 | 77 | 13 | 20 | 238 | 74-103 | .281 |
| 2008 | 53 | 291 | 454 | 75 | 12 | 30 | 256 | 53-73 | .265 |
| 2009 | 49 | 300 | 494 | 76 | 7 | 40 | 256 | 44-65 | .299 |
| 2010 | 57 | 398 | 621 | 99 | 10 | 55 | 215 | 78-100 | .313 |
| 2011 | 51 | 269 | 496 | 75 | 6 | 36 | 243 | 57-83 | .300 |
| 2012 | 51 | 195 | 407 | 54 | 8 | 18 | 170 | 64-82 | .246 |
| 2013 | 57 | 198 | 433 | 74 | 12 | 15 | 172 | 86-107 | .323 |
| 2014 | 50 | 162 | 353 | 72 | 4 | 8 | 139 | 69-83 | .228 |
| 2015 | 44 | 165 | 318 | 49 | 3 | 22 | 150 | 61-81 | .238 |
| 2016 | 43 | 167 | 305 | 58 | 13 | 18 | 144 | 38-47 | .231 |
| 2017 | 42 | 128 | 271 | 50 | 6 | 17 | 114 | 20-25 | .213 |
| TOTAL | 1,836 | 11,212 | 17,153 | 2,930 | 418 | 1,354 | 9,605 | 2,568-3,237 | |

Team high performances listed in bold.

| Yr. | G | Record | SV | IP | H | R | ER | BB | K | ERA |
|--------------|--------------|-------------------|------------|-----------------|---------------|---------------|--------------|--------------|---------------|-------------|
| 1978 | 34 | 26-8 | 4 | 273 | 255 | 163 | 125 | 109 | 277 | 4.12 |
| 1979 | 37 | 25-10-2 | 3 | 307.1 | 294 | 182 | 132 | 152 | 208 | 3.87 |
| 1980 | 36 | 30-6 | 8 | 306.1 | 269 | 117 | 83 | 110 | 255 | 2.43 |
| 1981 | 41 | 31-10 | 6 | 323.2 | 305 | 187 | 129 | 167 | 284 | 3.59 |
| 1982 | 34 | 21-13 | 8 | 279.2 | 250 | 177 | 129 | 172 | 218 | 4.15 |
| 1983 | 34 | 24-10 | 6 | 295.2 | 280 | 130 | 104 | 124 | 233 | 3.17 |
| 1984 | 39 | 23-16 | 7 | 308 | 297 | 158 | 100 | 128 | 203 | 2.92 |
| 1985 | 50 | 32-15-2 | 9 | 403.2 | 397 | 270 | 224 | 253 | 264 | 4.99 |
| 1986 | 55 | 27-27-1 | 8 | 444.1 | 497 | 392 | 218 | 275 | 339 | 6.44 |
| 1987 | 55 | 34-18-2 | 7 | 437.1 | 442 | 265 | 210 | 227 | 381 | 4.32 |
| 1988 | 53 | 27-25-1 | 6 | 431.1 | 521 | 328 | 279 | 221 | 289 | 5.82 |
| 1989 | 47 | 25-22 | 7 | 388 | 381 | 245 | 196 | 242 | 237 | 4.54 |
| 1990 | 55 | 32-20-1 | 11 | 434.1 | 428 | 243 | 188 | 200 | 307 | 3.89 |
| 1991 | 53 | 30-22-1 | 4 | 414.2 | 409 | 282 | 214 | 177 | 339 | 4.64 |
| 1993 | 47 | 15-32 | 2 | 346.1 | 446 | 362 | 298 | 192 | 198 | 7.74 |
| 1994 | 47 | 24-23 | 5 | 377 | 363 | 237 | 177 | 191 | 189 | 4.23 |
| 1995 | 46 | 23-22-1 | 6 | 358 | 403 | 299 | 223 | 225 | 199 | 5.61 |
| 1996 | 45 | 20-25 | 1 | 346.2 | 407 | 296 | 257 | 241 | 228 | 6.67 |
| 1997 | 46 | 21-25 | 7 | 361.1 | 445 | 365 | 278 | 291 | 249 | 6.92 |
| 1998 | 41 | 13-28 | 4 | 313.2 | 361 | 311 | 234 | 198 | 242 | 6.71 |
| 1999 | 47 | 15-32 | 4 | 374 | 520 | 436 | 335 | 203 | 309 | 8.06 |
| 2000 | 46 | 17-28-1 | 2 | 359.2 | 449 | 367 | 294 | 247 | 259 | 7.36 |
| 2001 | 50 | 20-30 | 5 | 410 | 556 | 422 | 323 | 202 | 208 | 7.09 |
| 2002 | 52 | 27-25 | 4 | 399 | 494 | 338 | 287 | 194 | 261 | 6.47 |
| 2003 | 47 | 15-32 | 6 | 366.2 | 435 | 303 | 234 | 201 | 229 | 5.74 |
| 2004 | 52 | 20-32 | 4 | 418 | 502 | 360 | 282 | 178 | 260 | 6.07 |
| 2005 | 46 | 24-22 | 7 | 386.1 | 426 | 293 | 221 | 199 | 250 | 5.15 |
| 2006 | 53 | 31-22 | 8 | 449.0 | 431 | 278 | 238 | 215 | 322 | 4.77 |
| 2007 | 52 | 25-27 | 8 | 424.2 | 448 | 316 | 242 | 232 | 300 | 5.13 |
| 2008 | 53 | 19-32-2 | 6 | 430.2 | 483 | 397 | 308 | 314 | 297 | 6.44 |
| 2009 | 49 | 19-29-1 | 3 | 407.0 | 526 | 367 | 292 | 205 | 289 | 6.46 |
| 2010 | 57 | 26-29-1 | 10 | 481.2 | 643 | 470 | 417 | 268 | 341 | 7.79 |
| 2011 | 51 | 19-32 | 10 | 412.0 | 567 | 421 | 343 | 228 | 257 | 7.49 |
| 2012 | 51 | 5-46 | 2 | 408.0 | 610 | 513 | 426 | 272 | 217 | 9.40 |
| 2013 | 57 | 10-47 | 1 | 440.1 | 567 | 431 | 353 | 274 | 183 | 7.21 |
| 2014 | 50 | 4-46 | 1 | 384.1 | 514 | 433 | 357 | 291 | 174 | 8.36 |
| 2015 | 44 | 14-30 | 4 | 345.1 | 437 | 342 | 287 | 269 | 240 | 5.98 |
| 2016 | 43 | 17-25 | 4 | 347.0 | 371 | 254 | 203 | 178 | 273 | 5.27 |
| 2017 | 42 | 5-36-1 | 1 | 329.0 | 407 | 344 | 282 | 227 | 235 | 7.71 |
| TOTAL | 1,836 | 835-979-63 | 209 | 14,723.3 | 16,836 | 12,094 | 9,822 | 8,115 | 10,043 | 6.00 |

Team highs and lows listed in bold.

| YEAR | OVERALL RECORD | PCT. | HOME | PCT. | AWAY/NEUTRAL | PCT | CONF. | PCT | COACH |
|-------------|----------------|------|-----------|------|--------------|------|-------|------|-------------------|
| 1971 (DIII) | 14-6 | .700 | --- | --- | --- | --- | --- | --- | Larry Babich |
| 1972 | 7-9 | .437 | --- | --- | --- | --- | --- | --- | Larry Babich |
| 1973 | 10-11 | .476 | --- | --- | --- | --- | --- | --- | Al Goldis |
| 1974 | 10-13 | .435 | --- | --- | --- | --- | --- | --- | Al Goldis |
| 1975 (DII) | 21-7 | .750 | --- | --- | --- | --- | --- | --- | Rich Tappin |
| 1976 | 24-7 | .774 | --- | --- | --- | --- | --- | --- | Rich Tappin |
| 1977 | 25-5 | .883 | --- | --- | --- | --- | --- | --- | Rich Tappin |
| 1978 | 26-8 | .765 | --- | --- | --- | --- | --- | --- | Rich Tappin |
| 1979 | 25-10-2 | .686 | 14-5 | .737 | 11-5 | .688 | --- | --- | Rich Tappin |
| 1980 | 30-6 | .833 | 18-3 | .857 | 12-3 | .800 | --- | --- | Rich Tappin |
| 1981 (DI) | 31-10 | .756 | 14-3 | .824 | 17-7 | .708 | --- | --- | Rich Tappin |
| 1982 | 21-13 | .618 | 6-5 | .545 | 15-8 | .652 | --- | --- | Bob Hirschfield |
| 1983 | 24-10 | .706 | 11-2 | .846 | 13-8 | .619 | --- | --- | Bob Hirschfield |
| 1984 | 23-16 | .590 | 8-4 | .667 | 15-12 | .556 | --- | --- | Bob Hirschfield |
| 1985 | 32-15-2 | .681 | 16-3 | .842 | 16-12 | .571 | --- | --- | Bob Hirschfield |
| 1986 | 27-27-1 | .500 | 11-7 | .611 | 16-20 | .444 | --- | --- | Bob Hirschfield |
| 1987 | 34-18-2 | .654 | 12-3 | .800 | 22-15 | .595 | --- | --- | Bob Hirschfield |
| 1988 | 27-25-1 | .532 | 13-6 | .533 | 14-19 | .424 | --- | --- | Bob Hirschfield |
| 1989 | 25-22 | .532 | 8-7 | .533 | 17-15 | .531 | --- | --- | Bob Hirschfield |
| 1990 | 32-20-1 | .577 | 19-2 | .905 | 13-18 | .419 | --- | --- | Bob Hirschfield |
| 1991 | 30-22-1 | .577 | 14-4 | .778 | 16-18 | .471 | --- | --- | Bob Hirschfield |
| 1993 | 15-32 | .319 | 9-13 | .409 | 6-19 | .240 | --- | --- | Bob Hirschfield |
| 1994 | 24-23 | .511 | 11-5 | .688 | 13-18 | .419 | --- | --- | Bob Hirschfield |
| 1995 | 23-22-1 | .511 | 8-7 | .533 | 15-15 | .500 | --- | --- | Bob Hirschfield |
| 1996 | 20-25 | .444 | 8-5 | .615 | 12-20 | .375 | --- | --- | Bob Hirschfield |
| 1997 | 21-25 | .457 | 9-12 | .429 | 12-13 | .480 | --- | --- | Bob Hirschfield |
| 1998 | 13-28 | .317 | 5-9 | .357 | 8-19 | .296 | --- | --- | Bob Hirschfield |
| 1999 | 15-32 | .319 | 7-9 | .438 | 8-23 | .258 | --- | --- | Bob Hirschfield |
| 2000 | 17-28-1 | .377 | 10-8 | .556 | 7-20 | .259 | --- | --- | Bob Hirschfield |
| 2001 | 20-30 | .400 | 10-10 | .500 | 10-20 | .250 | --- | --- | Bob Hirschfield |
| 2002 | 27-25 | .519 | 13-7 | .650 | 14-17 | .450 | --- | --- | Bob Hirschfield |
| 2003 | 15-32 | .319 | 7-7 | .500 | 8-25 | .212 | --- | --- | Bob Hirschfield |
| 2004 | 20-32 | .385 | 8-11 | .420 | 12-21 | .363 | --- | --- | Bob Hirschfield |
| 2005 | 24-22 | .522 | 12-7 | .632 | 12-15 | .444 | --- | --- | Bob Hirschfield |
| 2006 | 31-22 | .585 | 20-7 | .741 | 11-15 | .423 | --- | --- | Bob Hirschfield |
| 2007 | 25-27 | .480 | 9-8 | .529 | 16-19 | .457 | --- | --- | Bob Hirschfield |
| 2008 | 19-32-2 | .377 | 12-9 | .571 | 7-23 | .266 | --- | --- | Bob Hirschfield |
| 2009 | 19-29-1 | .398 | 10-9 | .526 | 9-20 | .310 | --- | --- | Bob Hirschfield |
| 2010 | 26-29-2 | .474 | 14-12-2 | .536 | 12-17 | .414 | 15-13 | .536 | Bob Hirschfield |
| 2011 | 19-32 | .373 | 13-13 | .500 | 6-19 | .240 | 13-12 | .520 | Bob Hirschfield |
| 2012 | 5-46 | .092 | 3-18 | .143 | 2-28 | .067 | 3-25 | .107 | Michael MacMillan |
| 2013 | 10-47 | .175 | 3-11 | .214 | 7-36 | .163 | 8-20 | .286 | Bob Malvagna |
| 2014 | 4-46 | .080 | 1-12 | .076 | 3-34 | .081 | --- | --- | Bob Malvagna |
| 2015 | 14-30 | .318 | 9-10 | .473 | 5-20 | .200 | --- | --- | Bob Malvagna |
| 2016 | 17-26 | .395 | 8-8 | .500 | 9-18 | .333 | --- | --- | Bob Malvagna |
| 2017 | 5-36-1 | .131 | 4-12-1 | .265 | 1-24 | .040 | --- | --- | Bob Malvagna |
| Totals | 946-1038-18 | .477 | 417-293-3 | .587 | 422-680 | .394 | 39-70 | .358 | |

HEAD COACHING RECORDS

| Coach | Yrs. | Overall Record | Conference Record | Overall Pct. |
|-------------------|-----------|--------------------|-------------------|--------------|
| Larry Babich | 2 | 21-15 | --- | .583 |
| Al Goldis | 2 | 20-24 | --- | .455 |
| Rich Tappin | 7 | 182-53-2 | --- | .772 |
| Bob Hirschfield | 29 | 668-715-15 | 28-25 | .487 |
| Michael MacMillan | 1 | 5-46 | 3-25 | .092 |
| Bob Malvagna | 5 | 50-185-1 | 8-20 | .214 |
| TOTALS | 46 | 946-1038-18 | 39-70 | .477 |

1971-1978

Complete Results Not Available

1979**Record: 25-10-2****Head Coach: Rich Tappin**

| Opponent | Result |
|--------------------------|----------|
| vs. Miami (Ohio) # | L, 2-0 |
| vs. Trenton State # | W, 3-2 |
| at Biscayne | W, 5-2 |
| at Florida International | L, 17-7 |
| Wagner College | W, 5-1 |
| Dowling College | W, 3-1 |
| Monmouth College | W, 2-1 |
| Monmouth College | W, 2-1 |
| at Adelphi | W, 17-12 |
| at FDU-Teaneck | L, 5-2 |
| at FDU-Teaneck | W, 7-2 |
| at Upsala | W, 5-3 |
| William Patterson | W, 11-8 |
| Univ. New Haven | L, 5-3 |
| Rider | L, 3-1 |
| Hunter | W, 25-2 |
| at Sacred Heart | T, 11-11 |
| Hofstra | T, 4-4 |
| at Siena | L, 5-1 |
| Quinnipiac | L, 6-0 |
| Quinnipiac | L, 12-5 |
| St. Francis | W, 14-2 |
| at New Hampshire | W, 12-0 |
| at New Hampshire | W, 17-2 |
| at Pace | W, 7-2 |
| at Ramapo | W, 6-1 |
| Queens (N.Y.) | W, 3-1 |
| at Lehman | W, 16-9 |
| CCNY | W, 4-3 |
| Stony Brook | W, 25-0 |
| Brooklyn College | L, 9-8 |
| Kings Point | W, 7-2 |
| at New Haven | L, 7-6 |
| at C.W.Post | W, 15-5 |
| Baruch | W, 20-3 |
| Brooklyn College | W, 10-9 |
| Adelphi | W, 10-3 |

played in Miami, Fla.

1980**Record: 30-6****Head Coach: Rich Tappin**

| Opponent | Result |
|-------------------------|----------|
| at Biscayne | W, 6-1 |
| at Biscayne | W, 15-12 |
| vs. William Patterson # | L, 5-3 |
| vs. Trenton State # | L, 9-1 |
| at Wagner | L, 5-3 |
| Adelphi | W, 3-2 |
| Mercy | W, 9-2 |
| Mercy | W, 11-5 |
| CCNY | W, 22-1 |
| at Fordham | W, 1-0 |
| Hunter | W, 11-1 |
| at Quinnipiac | W, 9-2 |
| at Quinnipiac | W, 6-1 |
| at Adelphi | W, 6-5 |
| Pace | W, 10-0 |
| FDU-Teaneck | W, 9-3 |
| FDU-Teaneck | W, 11-1 |
| at Kings Point | W, 10-6 |
| at St. Francis | W, 9-3 |
| at Rider | W, 8-3 |
| at Queens (N.Y.) | W, 13-1 |
| Hofstra | W, 9-1 |
| at Monmouth | W, 8-2 |
| at Monmouth | W, 8-7 |
| Stony Brook | W, 6-3 |
| Lehman | W, 6-1 |
| Sacred Heart | W, 7-0 |
| Brooklyn College | W, 10-5 |
| Iona | W, 4-2 |
| New Haven | W, 6-3 |
| Stony Brook | W, 14-0 |
| Adelphi | L, 8-4 |
| vs. LeMoyné \$ | W, 4-2 |

vs. New Haven \$ L, 5-4
 vs. C.W.Post \$^ L, 7-6
 # played in Miami, Fla.; \$ NCAA
 Division II Regionals; ^ played
 at NYIT

1981**Record: 31-10****Head Coach: Rich Tappin**

| Opponent | Result |
|---------------------|----------|
| at Florida Atlantic | W, 4-2 |
| at Florida Atlantic | W, 6-1 |
| vs. Michigan # | L, 9-3 |
| vs. Michigan # | W, 1-0 |
| at Florida Memorial | W, 4-2 |
| vs. Trenton State # | W, 2-1 |
| Dowling | W, 14-0 |
| at Army | W, 3-1 |
| Ramapo | W, 13-8 |
| at Brooklyn College | W, 20-3 |
| at Wagner | L, 9-7 |
| at LIU-Brooklyn | L, 9-8 |
| Monmouth | W, 14-4 |
| Monmouth | W, 13-7 |
| Hunter | W, 23-1 |
| at Sacred Heart | W, 4-3 |
| Fordham | W, 4-3 |
| Lehman | W, 12-0 |
| at FDU-Teaneck | W, 22-10 |
| Adelphi | L, 11-9 |
| at Seton Hall | L, 11-9 |
| at Seton Hall | W, 5-4 |
| St. John's | L, 6-0 |
| at Dowling | W, 12-6 |
| Quinnipiac | W, 4-0 |
| Quinnipiac | W, 9-2 |
| at Adelphi | L, 15-4 |
| at Hofstra | W, 20-9 |
| St. Francis | W, 15-14 |
| Manhattan | W, 18-6 |
| Rider | L, 6-0 |
| USMMA | W, 5-2 |
| USMMA | W, 20-4 |
| at Connecticut | L, 2-0 |
| St. Peter's | W, 3-0 |
| at Stony Brook | W, 12-1 |
| at Stockton State | W, 4-0 |
| at Stockton State | W, 12-4 |
| at Iona | W, 16-6 |
| at Siena | L, 2-1 |
| at Siena | W, 6-3 |

played in Miami, Fla.

1982**Record: 21-13****Head Coach: Bob Hirschfield**
First year as NCAA Division I

| Opponent | Result |
|-----------------------|----------|
| College of Holy Cross | L, 8-3 |
| College of Holy Cross | W, 4-3 |
| at Connecticut | W, 7-1 |
| at Ramapo | L, 2-1 |
| Wagner | W, 7-4 |
| Army | W, 11-4 |
| at George Mason | W, 4-1 |
| at Temple | W, 10-7 |
| at Delaware | L, 8-5 |
| at Rider | W, 13-3 |
| at Rhode Island | W, 7-3 |
| at Providence | L, 7-2 |
| at Providence | W, 3-2 |
| Seton Hall | L, 3-2 |
| Seton Hall | L, 4-2 |
| St. John's | W, 13-12 |
| USMMA | W, 5-0 |
| at Adelphi | W, 15-2 |
| at Fordham | W, 13-6 |
| at Fordham | W, 8-2 |
| at LaSalle | W, 10-9 |

Siena W, 4-3
 Adelphi L, 10-0
 at St. Peter's W, 21-3
 at St. Francis W, 4-3
 FDU-Teaneck W, 8-2
 Iona L, 9-6
 at St. John's L, 1-0
 at Quinnipiac L, 16-10
 at Quinnipiac L, 15-9
 vs. St. John's # L, 4-3
 vs. LIU-Brooklyn # W, 5-4
 vs. St. John's # L, 4-0
 # ECAC Playoffs, Queens, N.Y.

1983**Record: 24-10****Head Coach: Bob Hirschfield**

| Opponent | Result |
|-----------------------|---------|
| Rider | W, 2-1 |
| at George Mason | L, 4-3 |
| at George Mason | W, 4-3 |
| Manhattan | W, 12-0 |
| at Army | W, 9-6 |
| College of Holy Cross | W, 6-0 |
| at James Madison | L, 8-5 |
| at James Madison | W, 18-6 |
| at Kentucky | L, 7-3 |
| Brooklyn College | L, 4-2 |
| at FDU-Teaneck | W, 14-1 |
| at LIU-Brooklyn | L, 5-3 |
| at Pace | W, 11-7 |
| Fordham | W, 5-4 |
| FDU-Teaneck | W, 5-1 |
| at Seton Hall | W, 9-4 |
| St. Francis | W, 2-1 |
| Adelphi | W, 6-5 |
| Adelphi | W, 15-4 |
| Wagner | W, 7-1 |
| St. Peter's | W, 19-4 |
| at St. Francis | W, 4-2 |
| at Iona | W, 24-3 |
| St. John's | L, 7-4 |
| at Connecticut | L, 10-5 |
| Queens (N.Y.) | W, 5-2 |
| vs. SUNY Buffalo # | W, 5-4 |
| vs. Seton Hall # | W, 5-2 |
| vs. St. John's # | W, 2-1 |
| at Maine ^ | L, 8-2 |
| vs. Temple ^ | L, 10-5 |

ECAC Playoffs, Queens, N.Y.;
^ NCAA Regional, Orono, Maine**1984****Record: 23-16****Head Coach: Bob Hirschfield**

| Opponent | Result |
|---------------------|----------|
| at Old Dominion | W, 2-0 |
| at Old Dominion | L, 8-4 |
| at Old Dominion | L, 2-1 |
| Manhattan | W, 18-0 |
| Army | W, 11-5 |
| at George Mason | W, 5-2 |
| at George Mason | L, 5-4 |
| at Iona | W, 10-6 |
| at Rider | W, 4-3 |
| Brooklyn College | W, 10-1 |
| at Queens (N.Y.) | W, 6-2 |
| at Fordham | W, 11-6 |
| SUNY Buffalo | L, 4-1 |
| SUNY Buffalo | W, 4-3 |
| LIU-Brooklyn | W, 12-1 |
| at Brooklyn College | W, 10-6 |
| at St. Francis | W, 16-4 |
| at St. John's | L, 15-10 |
| at Providence | L, 1-0 |
| at Providence | W, 6-5 |
| at McNeese State | W, 2-1 |
| at Houston | L, 7-4 |
| at Rice | W, 5-3 |
| at Lamar | L, 7-2 |
| at Lamar | L, 6-1 |
| at Lamar | W, 9-3 |
| Fordham | W, 8-2 |

at FDU-Teaneck L, 8-0
 St. Francis L, 2-0
 Seton Hall W, 4-0
 Seton Hall L, 5-2
 at Adelphi W, 4-3
 at Adelphi W, 7-0
 at Wagner L, 10-1
 St. Peter's W, 6-3
 St. John's L, 9-5
 at Connecticut W, 8-1
 at Temple L, 12-4

1985**Record: 32-15-2****Head Coach: Bob Hirschfield**

| Opponent | Result |
|----------------------|---------|
| at Towson State | W 26-3 |
| at Wagner College | W 9-5 |
| at Old Dominion | L 20-2 |
| Rider College | L 10-6 |
| at Seton Hall | W 6-3 |
| at Wagner | S 7-7 |
| St. John's | W 7-3 |
| LIU-Brooklyn | W 12-10 |
| Maine | L 9-1 |
| Maine | W 4-3 |
| at George Mason | L 10-9 |
| at George Mason | L 10-5 |
| Fordham | T 8-8 |
| at Army | W 16-10 |
| Rutgers | W 9-6 |
| Iona | W 9-2 |
| Hartford | W 12-7 |
| Hartford | W 7-4 |
| at Houston | L 12-5 |
| at Lamar | L 4-3 |
| at New Orleans | W 12-9 |
| at New Orleans | L 11-4 |
| at S.W. Louisiana | L 7-4 |
| at S.W. Louisiana | W 12-1 |
| at George Washington | T 5-5 |
| at Adelphi | W 12-4 |
| at FDU-Teaneck | W 8-2 |
| at FDU-Teaneck | W 11-5 |
| FDU-Teaneck | W 23-3 |
| at Fordham | W 6-1 |
| Monmouth | W 9-5 |
| at Brooklyn College | W 9-5 |
| at St. Francis | W 15-2 |
| Brooklyn College | W 4-0 |
| Brooklyn College | W 12-0 |
| St. Francis | W 10-2 |
| St. Francis | W 6-2 |
| Wagner | L 3-1 |
| Adelphi | W 10-1 |
| at Monmouth | L 6-4 |
| at Monmouth | W 11-6 |
| at Maryland | W 9-5 |
| at Maryland | W, 6-3 |
| Temple | W, 7-2 |
| LIU-Brooklyn | W, 5-4 |
| at Lafayette | W, 28-5 |
| at St. John's | L, 8-7 |
| vs. Iona # | L, 7-3 |
| at East Carolina # | L, 5-4 |

ECAC Playoffs, Greenville, N.C.

1986**Record: 27-27-1****Head Coach: Bob Hirschfield**

| Opponent | Result |
|-------------------------|----------|
| at Houston | L, 8-4 |
| at Rice | L, 10-1 |
| at Rice | L, 19-15 |
| at Rice | W, 6-5 |
| at North Carolina State | L, 6-1 |
| at North Carolina State | L, 2-1 |
| at North Carolina State | L, 9-3 |
| at Towson State | W, 15-5 |
| at Temple | L, 8-3 |
| at St. Francis | W, 7-2 |
| St. Francis | L, 9-5 |

| | |
|-------------------------------|----------|
| at St. Francis | W, 7-0 |
| vs. Bowling Green | L, 9-5 |
| at Florida International | L, 6-2 |
| at Florida International | L, 9-8 |
| at Florida International | L, 17-2 |
| at Rutgers | L, 10-5 |
| FDU-Teaneck | W, 10-5 |
| Pace | W, 8-6 |
| at C.W.Post | W, 8-7 |
| at C.W.Post | L, 15-13 |
| C.W.Post | L, 12-11 |
| Siena | L, 9-8 |
| at Rider | L, 5-4 |
| Iona | T, 11-11 |
| Fordham | W, 14-9 |
| at Brooklyn College | W, 12-0 |
| at Brooklyn College | W, 5-3 |
| Brooklyn College | W, 4-3 |
| at FDU-Teaneck | W, 10-7 |
| Seton Hall | W, 8-7 |
| at LIU-Brooklyn | L, 3-2 |
| at LIU-Brooklyn | W, 5-1 |
| LIU-Brooklyn | W, 12-4 |
| Fordham | L, 13-9 |
| FDU-Teaneck | W, 2-0 |
| Wagner | W, 3-0 |
| at Wagner | W, 11-1 |
| at Wagner | W, 15-0 |
| at Kentucky | L, 9-7 |
| at Kentucky | L, 19-3 |
| at Kentucky | W, 11-9 |
| Monmouth | L, 1-0 |
| Monmouth | L, 4-0 |
| at Monmouth | W, 3-2 |
| Army | W, 17-6 |
| Monmouth | W, 5-4 |
| FDU-Teaneck | L, 20-7 |
| FDU-Teaneck | W, 17-7 |
| at FDU-Teaneck | L, 13-11 |
| vs. Fordham # | W, 8-5 |
| vs. College of Holy Cross # | W, 7-5 |
| vs. Northeastern # | W, 9-5 |
| at Maine # | L, 5-4 |
| at Maine # | L, 15-8 |
| # ECAC Playoffs, Orono, Maine | |

1987

Record: 34-18-2

| | |
|------------------------------------|---------------|
| Head Coach: Bob Hirschfield | |
| Opponent | Result |
| at Houston | L, 10-4 |
| at Houston | T, 6-6 |
| vs. James Madison # | W, 8-3 |
| at Georgia Southern # | T, 0-0 |
| vs. James Madison # | W, 6-5 |
| vs. West Virginia # | L, 7-0 |
| vs. C.W.Post # | L, 3-1 |
| vs. Eastern Michigan # | W, 9-6 |
| vs. James Madison # | W, 8-4 |
| vs. West Virginia # | W, 9-4 |
| at Georgia Southern # | W, 8-5 |
| at Iona College | L, 4-3 |
| LIU-Brooklyn | W, 12-11 |
| Seton Hall | L, 6-4 |
| Temple | W, 6-4 |
| C.W.Post | W, 5-1 |
| C.W.Post | L, 13-8 |
| C.W.Post | T, 7-7 |
| Rutgers | W, 7-5 |
| Hartford | W, 18-0 |
| Hartford | W, 4-3 |
| Pace | W, 3-2 |
| Pace | W, 4-1 |
| at FDU-Teaneck | W, 7-3 |
| Iona | W, 7-4 |
| Fordham | L, 12-3 |
| at West Chester (Pa.) | W, 8-5 |
| at West Chester (Pa.) | W, 20-0 |
| at West Chester (Pa.) | L, 9-4 |
| at LaSalle | W, 11-2 |
| at George Mason | L, 6-5 |
| vs. William and Mary | W, 11-1 |

| | |
|---|----------|
| at Old Dominion | L, 8-7 |
| at Delaware State | W, 6-0 |
| at Delaware State | W, 16-0 |
| FDU-Teaneck | W, 11-2 |
| at Siena | W, 7-6 |
| at Fordham | L, 6-4 |
| St. Francis | L, 10-6 |
| St. Francis | W, 11-0 |
| at St. Francis | L, 3-0 |
| at Seton Hall | L, 17-2 |
| at Wagner | W, 16-15 |
| Brooklyn College | W, 23-2 |
| Brooklyn College | W, 5-0 |
| at Brooklyn College | W, 7-0 |
| at Pace | W, 10-2 |
| at Army | L, 4-3 |
| at St. John's | L, 13-10 |
| Utica * | W, 15-5 |
| New Hampshire * | W, 11-7 |
| Fordham * | L, 2-1 |
| C.W.Post * | W, 10-5 |
| Fordham * | L, 5-1 |
| # Hall of Fame Tournament, Statesboro, Ga.; ^ Old Dominion, Norfolk, Va.; * ECAC Playoffs, Bristol, Conn. | |

1988

Record: 27-25-1

| | |
|------------------------------------|---------------|
| Head Coach: Bob Hirschfield | |
| Opponent | Result |
| vs. Univ. Oklahoma # | L, 9-7 |
| at Sam Houston State # | W, 15-9 |
| vs. Central Michigan # | W, 4-2 |
| vs. Central Michigan # | L, 5-0 |
| vs. Central Michigan # | L, 10-5 |
| at Sam Houston State # | L, 17-4 |
| vs. Miami (Ohio) # | L, 6-0 |
| at Philadelphia Textile | W, 7-1 |
| at Philadelphia Textile | L, 3-2 |
| at Rider | L, 7-2 |
| Siena | W, 22-5 |
| at Bucknell | W, 15-9 |
| at Penn State | L, 4-0 |
| at Penn State | W, 5-0 |
| Hofstra | W, 5-3 |
| at FDU-Teaneck | W, 19-10 |
| at Rutgers | W, 6-5 |
| at Nichols State | L, 4-3 |
| at Nichols State | L, 8-7 |
| at Nichols State | L, 10-9 |
| at New Orleans | L, 16-15 |
| at New Orleans | L, 10-1 |
| at New Orleans | L, 4-2 |
| at Brooklyn College | W, 5-1 |
| at Brooklyn College | W, 4-3 |
| Brooklyn College | W, 16-2 |
| at Seton Hall | L, 8-5 |
| Iona | W, 7-6 |
| Fordham | W, 8-6 |
| at Hofstra | W, 13-7 |
| at C.W.Post | L, 11-6 |
| at C.W.Post | L, 4-3 |
| C.W.Post | W, 9-7 |
| at Fordham | T, 6-6 |
| FDU-Teaneck | W, 5-4 |
| St. Francis | L, 9-5 |
| Pace | W, 9-6 |
| Pace | W, 12-7 |
| at Pace | W, 26-6 |
| Wagner | W, 6-4 |
| Seton Hall | L, 8-7 |
| at Wagner | W, 6-4 |
| Seton Hall | L, 8-7 |
| at Wagner | W, 22-4 |
| West Chester (Pa.) | L, 15-2 |
| West Chester (Pa.) | L, 10-1 |
| West Chester (Pa.) | W, 7-0 |
| at St. Francis | W, 9-3 |
| Army | W, 16-0 |
| vs. New Orleans ^ | L, 9-7 |
| vs. Virginia Tech ^ | L, 2-1 |
| at Old Dominion ^ | L, 9-0 |

| | |
|---|--------|
| at Iona | W, 9-3 |
| St. Francis | L, 5-0 |
| St. Francis | W, 4-3 |
| # Jody Ramsey Tour, Edinburgh, Texas; ^ ODU Classic, Norfolk, Va. | |

1989

Record: 25-22

| | |
|--|---------------|
| Head Coach: Bob Hirschfield | |
| Opponent | Result |
| vs. Detroit # | W, 10-8 |
| vs. Detroit # | W, 7-4 |
| at Georgia Southern # | L, 3-0 |
| vs. West Virginia # | L, 7-3 |
| at Georgia Southern # | L, 12-2 |
| vs. Detroit # | W, 4-3 |
| vs. West Virginia # | L, 8-2 |
| at Georgia Southern # | W, 6-3 |
| Maine | L, 7-5 |
| Maine | W, 5-3 |
| Maine | L, 9-3 |
| at Rider University | L, 16-5 |
| Rutgers University | L, 4-3 |
| at George Mason | L, 8-7 |
| at Old Dominion | L, 13-4 |
| at Old Dominion | W, 11-9 |
| at Old Dominion | L, 6-5 |
| at UMASS | L, 2-1 |
| at UMASS | W, 10-2 |
| at UMASS | L, 4-3 |
| at Seton Hall | L, 5-3 |
| at Siena | W, 13-2 |
| at Siena | W, 7-6 |
| Fordham | W, 4-3 |
| Hofstra | W, 3-1 |
| Brooklyn College | W, 6-2 |
| Brooklyn College | W, 9-6 |
| at Fordham | W, 3-0 |
| at Hofstra | W, 21-15 |
| FDU-Teaneck | W, 6-2 |
| Brooklyn College | W, 5-0 |
| at C.W.Post | L, 4-3 |
| at C.W.Post | L, 4-1 |
| C.W.Post | W, 7-4 |
| Wagner | W, 8-5 |
| Seton Hall | L, 13-4 |
| at Pace | L, 9-5 |
| at Pace | L, 7-0 |
| at Pace | L, 5-0 |
| Pace | W, 4-3 |
| at Army | W, 5-4 |
| at St. Francis | W, 2-1 |
| at West Chester (Pa.) | W, 10-0 |
| at West Chester (Pa.) | W, 5-1 |
| at West Chester (Pa.) | W, 18-16 |
| at FDU-Teaneck | W, 3-1 |
| Seton Hall | L, 5-4 |
| # Hall of Fame Tournament, Statesboro, Ga. | |

1990

Record: 32-20-1

| | |
|------------------------------------|---------------|
| Head Coach: Bob Hirschfield | |
| Opponent | Result |
| at Rice | W, 6-3 |
| at Rice | L, 6-4 |
| at Rice | L, 5-1 |
| at Lamar | L, 2-1 |
| at Lamar | L, 8-4 |
| vs. Vanderbilt | L, 11-2 |
| at Sam Houston St. | L, 1-0 |
| at Sam Houston St. | L, 8-7 |
| at Houston | L, 5-0 |
| at Houston | L, 11-3 |
| at Houston | L, 10-3 |
| at North Carolina State | L, 3-2 |
| at North Carolina State | L, 5-4 |
| Siena | W, 18-1 |
| Siena | W, 10-2 |
| Siena | W, 10-6 |

| | |
|---|----------|
| at C.W.Post | L, 14-6 |
| Penn State | W, 10-8 |
| Rider | L, 2-0 |
| at Rutgers | W, 2-0 |
| Fordham | W, 9-4 |
| West Chester (Pa.) | W, 4-3 |
| West Chester (Pa.) | W, 10-0 |
| West Chester (Pa.) | W, 4-3 |
| Seton Hall | W, 9-5 |
| at Temple | W, 9-1 |
| at LaSalle | W, 7-3 |
| at LaSalle | W, 15-3 |
| Hofstra | W, 13-5 |
| at LeMoynne | W, 11-7 |
| at LeMoynne | W, 3-2 |
| Towson State | W, 4-2 |
| Seton Hall | L, 13-10 |
| College of St. Rose | W, 35-5 |
| at Brooklyn College | W, 8-6 |
| at Brooklyn College | W, 15-7 |
| Brooklyn College | W, 7-1 |
| St. Francis | L, 2-1 |
| Army | T, 5-5 |
| at St. Francis | L, 3-2 |
| C.W.Post | W, 10-0 |
| C.W.Post | W, 5-4 |
| at C.W.Post | W, 11-2 |
| FDU-Teaneck | W, 11-4 |
| at FDU-Teaneck | W, 13-4 |
| Fordham | W, 7-2 |
| Pace | W, 11-2 |
| Pace | W, 6-5 |
| LIU-Brooklyn % | W, 7-4 |
| vs. LeMoynne % | W, 7-0 |
| at Maine % | L, 9-2 |
| vs. Fordham % | L, 15-1 |
| # played in Houston, Texas; % ECAC Playoffs, Orono, Maine | |

1991

Record: 30-22-1

| | |
|------------------------------------|---------------|
| Head Coach: Bob Hirschfield | |
| Opponent | Result |
| at Georgia Tech | L, 7-6 |
| at Georgia Tech | L, 17-3 |
| at Georgia Tech | L, 11-2 |
| at Georgia Southern | L, 11-3 |
| at Georgia Southern | L, 9-1 |
| at Georgia Southern | L, 9-6 |
| at Georgia Southern | L, 10-1 |
| at Georgia Southern | L, 2-1 |
| vs. Augusta | L, 7-4 |
| at Old Dominion | W, 5-0 |
| at Old Dominion | L, 3-1 |
| at Old Dominion | L, 13-12 |
| at Concordia (N.Y.) | W, 19-6 |
| Hofstra | W, 20-1 |
| at UM-Eastern Shore | W, 17-1 |
| at UM-Eastern Shore | W, 13-0 |
| at UM-Eastern Shore | W, 14-0 |
| Rider | L, 15-5 |
| Rutgers | W, 4-3 |
| at Towson State | W, 15-0 |
| at Towson State | T, 4-4 |
| Iona | W, 4-3 |
| at College of St. Rose | W, 10-1 |
| at College of St. Rose | L, 7-3 |
| at Fordham | W, 10-7 |
| UMBC | L, 13-10 |
| at Pace | W, 5-1 |
| at Pace | L, 10-6 |
| Pace | W, 11-2 |
| at Seton Hall | L, 10-3 |
| at Siena | W, 3-1 |
| at Siena | W, 9-1 |
| Concordia (N.Y.) | W, 8-7 |
| at West Chester (Pa.) | L, 4-0 |
| at West Chester (Pa.) | W, 6-2 |
| FDU-Teaneck | W, 8-2 |
| Temple | W, 2-1 |
| Temple | W, 7-1 |
| at Monmouth | L, 12-11 |
| Wagner | W, 14-6 |

| | |
|-----------------------|----------|
| C.W.Post | W, 11-6 |
| C.W.Post | L, 3-1 |
| at C.W.Post | W, 5-1 |
| St. Francis | W, 5-3 |
| at West Chester (Pa.) | W, 14-10 |
| Brooklyn College | W, 13-1 |
| Brooklyn College | L, 8-6 |
| at Brooklyn College | L, 8-6 |
| at FDU-Teaneck | W, 11-4 |
| at Iona | W, 8-4 |
| FDU-Teaneck | W, 7-2 |
| Fordham | W, 5-0 |
| Fordham | W, 6-4 |

1992*No Season***1993****Record: 15-32**

| Head Coach: Bob Hirschfield | |
|-----------------------------|----------|
| Opponent | Result |
| at George Mason | L, 7-1 |
| at George Mason | L, 6-5 |
| at Sam Houston St. | L, 12-3 |
| at Lamar University | L, 17-3 |
| at McNeese State | L, 11-4 |
| at McNeese State | L, 12-3 |
| at UMaryland-E.S. | W, 4-2 |
| FDU-Teaneck | L, 3-1 |
| at Wagner College | W, 14-3 |
| at C.W.Post | L, 5-3 |
| at C.W.Post | L, 11-3 |
| C.W.Post | L, 7-2 |
| C.W.Post | W, 9-8 |
| Wagner | W, 3-2 |
| Monmouth | W, 6-4 |
| Siena | L, 9-1 |
| Siena | L, 14-11 |
| College of St. Rose | L, 9-2 |
| at Marist | L, 7-3 |
| St. John's | L, 12-2 |
| at Seton Hall | L, 13-5 |
| at Hofstra | L, 8-5 |
| at Hofstra | L, 10-3 |
| Hofstra | W, 8-0 |
| Fordham | W, 6-5 |
| Marist | L, 10-2 |
| Central Conn. State | L, 21-13 |
| Central Conn. State | W, 10-6 |
| Central Conn. State | L, 3-1 |
| Central Conn. State | W, 13-3 |
| St. Francis | L, 12-11 |
| at Army | L, 2-0 |
| at Iona | L, 16-1 |
| Pace | W, 10-4 |
| Pace | W, 4-3 |
| at Pace | L, 12-2 |
| at Pace | W, 6-3 |
| at FDU-Teaneck | W, 15-12 |
| at St. John's | W, 8-2 |
| St. Francis | L, 15-3 |

*500th program win.***1994****Record: 24-23**

| Head Coach: Bob Hirschfield | |
|-----------------------------|----------|
| Opponent | Result |
| at Old Dominion | L, 6-1 |
| vs. Penn. State | L, 11-4 |
| at Old Dominion | L, 4-1 |
| vs. Tarleton State % | L, 3-1 |
| vs. Miami (Ohio) % | L, 4-1 |
| vs. Texas Tech % | L, 11-2 |
| vs. St. John's % | L, 12-11 |
| vs. Texas Tech % | W, 5-3 |
| vs. Miami (Ohio) | L, 6-4 |
| Wagner | W, 4-1 |
| College of St. Rose | W, 9-8 |
| at George Mason | W, 12-5 |
| at George Mason | L, 3-0 |
| Manhattan | W, 19-12 |
| at Wagner | W, 15-2 |
| at Pace | W, 5-2 |

| | |
|------------------------|---------|
| at Pace | L, 2-1 |
| Pace | W, 17-3 |
| at Seton Hall | L, 8-0 |
| Seton Hall | L, 6-2 |
| C.W.Post | W, 7-6 |
| C.W.Post | W, 2-1 |
| at C.W.Post | L, 2-1 |
| at Fordham | L, 6-2 |
| at St. Francis | L, 13-9 |
| at Iona | W, 20-8 |
| West Chester (Pa.) | L, 4-1 |
| West Chester (Pa.) | W, 1-0 |
| West Chester (Pa.) | W, 15-5 |
| Fordham | W, 10-0 |
| at Marist | W, 7-4 |
| at Seton Hall | L, 7-1 |
| Hofstra | W, 6-2 |
| Hofstra | L, 8-4 |
| at Hofstra | W, 15-8 |
| St. Francis | L, 4-3 |
| Iona College | W, 4-3 |
| at Central Conn. State | L, 6-4 |
| at Central Conn. State | W, 12-2 |
| at Central Conn. State | W, 8-3 |
| at FDU-Teaneck | W, 10-9 |
| Old Dominion | L, 6-1 |
| C.W.Post \$ | W, 5-2 |
| West Chester (Pa.) \$ | W, 4-3 |
| C.W.Post \$ | W, 4-3 |
| at Rutgers | L, 5-2 |

**% Jody Ramsey Tour,
Edinburgh, Texas; \$ Diamond
Conference Tournament,
Brookville, N.Y. and
Hempstead, N.Y.**

1995**Record: 23-22-1**

| Head Coach: Bob Hirschfield | |
|-----------------------------|----------|
| Opponent | Result |
| at William & Mary | W, 9-2 |
| at William & Mary | L, 5-0 |
| at William & Mary | L, 10-2 |
| at UMBC | W, 7-5 |
| at George Mason | L, 11-5 |
| at George Mason | W, 7-2 |
| at George Mason | L, 8-3 |
| at Georgia State | W, 15-4 |
| at Georgia Southern | L, 6-5 |
| at Georgia Southern | L, 7-1 |
| at Georgia Southern | W, 9-7 |
| FDU-Teaneck | W, 12-6 |
| at Wagner | W, 11-6 |
| Pace | L, 5-4 |
| Pace | W, 9-3 |
| at Pace | W, 16-3 |
| at Pace | W, 8-4 |
| Wagner | W, 6-4 |
| C.W. Post | L, 5-2 |
| at C.W. Post | W, 5-0 |
| at C.W. Post | W, 20-12 |
| C.W. Post | L, 8-7 |
| Manhattan | W, 11-7 |
| St. John's | W, 3-2 |
| West Chester (Pa.) | W, 10-4 |
| West Chester (Pa.) | T, 1-1 |
| West Chester (Pa.) | W, 5-4 |
| West Chester (Pa.) | L, 7-1 |
| at Fordham | L, 8-5 |
| Marist | W, 3-2 |
| at Temple | W, 10-9 |
| at Central Conn. State | L, 5-3 |
| at Central Conn. State | W, 9-5 |
| Central Conn. State | L, 8-3 |
| Central Conn. State | L, 12-2 |
| at Iona | W, 10-9 |
| at Youngstown State | L, 8-5 |
| at Youngstown State | L, 8-6 |
| at Youngstown State | L, 9-7 |
| at Youngstown State | L, 9-0 |
| at FDU-Teaneck | W, 10-9 |

1996**Record: 20-25**

| Head Coach: Bob Hirschfield | |
|-----------------------------|----------|
| Opponent | Result |
| at The Citadel | L, 7-4 |
| at The Citadel | L, 7-6 |
| at The Citadel | L, 7-3 |
| at VCU | L, 15-6 |
| at VCU | L, 14-8 |
| at VCU | L, 8-0 |
| at UMBC | W, 20-9 |
| at Georgia Southern | L, 8-4 |
| at Georgia Southern | W, 8-7 |
| at The Citadel | W, 12-9 |
| vs. Brown # | L, 5-4 |
| FDU-Teaneck | W, 14-8 |
| Wagner | W, 14-11 |
| at Rutgers | L, 11-0 |
| at Youngstown State | W, 3-1 |
| at Youngstown State | W, 6-4 |
| at Youngstown State | L, 3-0 |
| at Youngstown State | L, 10-5 |
| Wagner | L, 6-5 |
| Manhattan | W, 17-3 |
| at George Mason | W, 10-9 |
| at George Mason | W, 7-6 |
| at C.W.Post | W, 9-5 |
| at C.W.Post | L, 5-4 |
| C.W.Post | L, 6-1 |
| C.W.Post | L, 3-1 |
| at Iona | W, 16-11 |
| Central Conn. State | W, 7-6 |
| Central Conn. State | W, 8-3 |
| Central Conn. State | W, 6-5 |
| Central Conn. State | W, 6-0 |
| Fordham | W, 11-10 |
| at Marist | W, 9-3 |
| at St. John's | L, 8-3 |
| at Troy State | L, 8-2 |
| at Troy State | L, 3-1 |
| at Troy State | L, 6-5 |
| at Troy State | L, 5-1 |
| at St. Francis | L, 10-2 |
| at Army | L, 9-3 |
| Iona | W, 12-2 |
| at Pace | W, 7-3 |
| at Pace | L, 3-2 |
| Pace | L, 4-2 |
| Pace | L, 10-4 |

*# played in Charleston, S.C.***1997****Record: 21-25**

| Head Coach: Bob Hirschfield | |
|-----------------------------|----------|
| Opponent | Result |
| at William & Mary | L, 8-3 |
| at William & Mary | L, 4-3 |
| at William & Mary | L, 3-1 |
| at UMBC | W, 9-7 |
| at UMBC | W, 5-2 |
| at UMBC | W, 8-1 |
| vs. Indiana # | W, 4-2 |
| vs. Bradley # | L, 9-8 |
| vs. Indiana # | W, 15-7 |
| vs. Vermont # | L, 17-4 |
| vs. Dayton # | W, 12-7 |
| vs. Bowling Green # | L, 16-1 |
| vs. Niagara # | L, 18-1 |
| at Wagner | W, 9-6 |
| at George Mason | L, 6-3 |
| Wagner | W, 23-2 |
| at Seton Hall | L, 7-1 |
| Pace | W, 11-3 |
| Pace | W, 10-4 |
| at Pace | W, 9-5 |
| at Pace | W, 5-3 |
| Marist | W, 6-2 |
| Troy State | L, 16-0 |
| Troy State | L, 20-2 |
| Troy State | L, 9-3 |
| Fordham | L, 18-2 |
| Siena | W, 14-10 |
| Siena | L, 20-12 |
| at Central Conn. State | W, 6-3 |

| | |
|------------------------|----------|
| at Central Conn. State | W, 7-2 |
| at Fordham | W, 12-9 |
| FDU-Teaneck | W, 7-5 |
| St. John's | L, 9-4 |
| C.W. Post | W, 5-4 |
| C.W. Post | L, 5-3 |
| at C.W. Post | L, 13-12 |
| at C.W.Post | L, 7-6 |
| at St. Francis | L, 10-5 |
| Army | L, 20-13 |
| at Youngstown State | L, 11-13 |
| at Youngstown State | W, 4-2 |
| at Youngstown State | L, 4-1 |
| at Youngstown State | W, 6-3 |
| St. Francis | L, 7-4 |
| St. John's | L, 8-3 |

**# Homestead Challenge (Florida)
600th program win.**

1998**Record: 13-25 • 5-10 MCC**

| Head Coach: Bob Hirschfield | |
|-----------------------------|----------|
| Opponent | Result |
| at Wake Forest | W, 11-6 |
| at Wake Forest | L, 24-2 |
| at Wake Forest | L, 18-0 |
| at Tulane | L, 7-0 |
| at Tulane | L, 12-1 |
| vs. UMASS | L, 16-1 |
| vs. Vermont | L, 6-4 |
| vs. Connecticut | L, 8-4 |
| vs. Indiana | L, 12-1 |
| vs. Dartmouth | L, 11-10 |
| vs. Harvard | L, 10-4 |
| Wagner | W, 17-5 |
| Manhattan | W, 19-9 |
| at Pace | L, 10-6 |
| at Pace | W, 5-3 |
| Pace | W, 9-5 |
| Pace | L, 8-4 |
| Seton Hall | L, 10-9 |
| at Wagner | W, 13-0 |
| at Marist | L, 5-4 |
| at George Mason | L, 6-2 |
| at George Mason | W, 5-3 |
| at Fordham | W, 8-6 |
| Iona | L, 5-3 |
| at Central Conn. State | L, 8-1 |
| at Central Conn. State | L, 7-2 |
| at Central Conn. State | L, 7-6 |
| at Central Conn. State | W, 3-1 |
| Fordham | L, 6-5 |
| FDU-Teaneck | L, 10-6 |
| Youngstown State | W, 3-1 |
| Youngstown State | L, 3-1 |
| Youngstown State | L, 7-6 |
| St. Francis | W, 4-0 |
| at Army | W, 6-4 |
| at Iona College | L, 12-3 |
| at C.W. Post | W, 12-6 |
| at C.W. Post | L, 12-1 |
| C.W. Post | L, 7-6 |
| C.W. Post | L, 8-6 |
| at St. Francis | L, 7-4 |

*# Homestead Challenge (Fla.)***1999****Record: 15-32**

| Head Coach: Bob Hirschfield | |
|-----------------------------|----------|
| Opponent | Result |
| at William & Mary | L, 18-1 |
| at William & Mary | L, 17-1 |
| at William & Mary | L, 12-1 |
| at Yale | L, 7-1 |
| at Richmond | L, 14-1 |
| at Richmond | L, 9-3 |
| at George Mason | L, 16-14 |
| Fairfield | L, 4-2 |
| Fairfield | L, 2-1 |
| at Fairfield | L, 15-5 |
| at Wagner | W, 20-8 |
| at Manhattan | W, 16-7 |
| at Miami | L, 12-3 |

| | |
|---------------------|---------|
| at Miami | L, 20-0 |
| Harvard | W, 4-2 |
| at Hofstra | W, 19-7 |
| at George Southern | L, 16-0 |
| at George Southern | L, 12-5 |
| at George Southern | L, 9-4 |
| Quinnipiac | W, 14-5 |
| at Stony Brook | L, 10-7 |
| C.W.Post | L, 4-2 |
| C.W.Post | L, 14-6 |
| at C.W.Post | L, 12-0 |
| at C.W.Post | L, 10-8 |
| Fordham | W, 4-2 |
| Iona | L, 13-8 |
| at West Virginia | L, 13-2 |
| at West Virginia | L, 7-2 |
| at West Virginia | L, 15-3 |
| at West Virginia | L, 11-5 |
| Fairleigh Dickinson | L, 11-4 |
| at Quinnipiac | W, 7-6 |
| St. John's | L, 9-0 |
| St. John's | L, 13-4 |
| at St. John's | L, 9-2 |
| St. Francis | W, 3-2 |
| Army | W, 9-7 |
| at Iona | W, 7-3 |
| Stony Brook | L, 9-6 |
| Stony Brook | W, 8-4 |
| Stony Brook | W, 7-3 |
| Albany | W, 5-4 |
| at St. Francis | W, 5-0 |
| at Seton Hall | L, 13-3 |
| at Seton Hall | L, 14-2 |
| at Fordham | W, 13-4 |

2000

Record: 15-32

Head Coach: Bob Hirschfield

| Opponent | Result |
|--------------------------|----------|
| at William & Mary | L, 9-22 |
| at William & Mary | L, 4-6 |
| at William & Mary | L, 3-6 |
| Albany | W, 6-3 |
| Albany | W, 14-7 |
| at Wagner | L, 4-1 |
| Manhattan | W, 18-9 |
| Fordham | W, 12-8 |
| Fordham | L, 10-5 |
| at Fordham | L, 6-5 |
| Hofstra | L, 8-6 |
| Wagner | T, 9-9 |
| Pace | W, 5-4 |
| Pace | L, 9-5 |
| at Pace | L, 17-16 |
| at C.W. Post | L, 6-2 |
| at C.W. Post | W, 20-13 |
| Seton Hall | L, 17-10 |
| Fairleigh Dickinson | W, 12-5 |
| at Stony Brook | L, 10-2 |
| Stony Brook | L, 12-3 |
| Stony Brook | W, 9-1 |
| C.W. Post | W, 11-6 |
| at Penn State | L, 15-1 |
| at Penn State | L, 15-1 |
| at Stony Brook | W, 7-3 |
| at St. Francis | W, 17-1 |
| Stony Brook | L, 5-4 |
| Iona | W, 11-6 |
| at Coastal Carolina | L, 6-4 |
| at Coastal Carolina | W, 2-1 |
| at Coastal Carolina | L, 2-0 |
| St. Francis | W, 12-7 |
| at Albany | W, 9-3 |
| at Albany | L, 9-7 |
| at Albany | W, 7-4 |
| at Albany | W, 17-2 |
| St. John's | L, 15-8 |
| at St. John's | L, 11-7 |
| at College of Charleston | L, 14-4 |
| at College of Charleston | L, 11-6 |
| at College of Charleston | L, 10-6 |
| at Miami | L, 6-1 |
| at Miami | L, 9-8 |

| | |
|----------|---------|
| at Miami | L, 17-3 |
|----------|---------|

2001

NYSBC Champions

Record: 20-30 • 5-5 NYSBC

Head Coach: Bob Hirschfield

| Opponent | Result |
|---------------------|----------|
| at William & Mary | L, 13-8 |
| at William & Mary | L, 7-6 |
| at William & Mary | L, 10-6 |
| Albany | W, 8-7 |
| Albany | W, 8-4 |
| Albany | W, 11-7 |
| Columbia | L, 9-7 |
| Columbia | L, 9-0 |
| Pace | L, 17-7 |
| at Pace | L, 5-2 |
| at Hofstra | W, 1-0 |
| Wagner | T, 6-6 |
| at Clemson | L, 24-3 |
| at Clemson | L, 13-0 |
| at Clemson | L, 14-0 |
| at Quinnipiac | W, 6-4 |
| Binghamton | W, 5-4 |
| Binghamton | W, 10-3 |
| Fordham | L, 7-3 |
| Fairleigh Dickinson | L, 5-3 |
| LIU-CW Post | W, 4-3 |
| LIU-CW Post | L, 7-4 |
| at LIU-CW Post | W, 12-3 |
| at LIU-CW Post | W, 9-8 |
| at Seton Hall | L, 5-4 |
| at Fordham | L, 6-5 |
| Fairleigh Dickinson | W, 19-4 |
| Quinnipiac | W, 8-7 |
| at Albany | L, 4-2 |
| at Albany | L, 8-4 |
| at Albany | W, 20-16 |
| at St. Francis | W, 8-4 |
| Siena | L, 6-3 |
| Siena | L, 18-3 |
| at Stony Brook | L, 14-7 |
| Stony Brook | L, 11-1 |
| Stony Brook | L, 10-7 |
| Army | W, 20-11 |
| at Georgia Southern | L, 17-11 |
| at Georgia Southern | L, 4-3 |
| at Georgia Southern | L, 16-11 |
| Iona | L, 9-8 |
| at St. John's | W, 6-3 |
| vs. Binghamton # | W, 25-9 |
| vs. Stony Brook # | W, 10-1 |
| vs. Stony Brook # | W, 11-4 |
| at Miami | L, 17-5 |
| at Miami | L, 14-7 |
| at Miami | L, 11-1 |

NYSBC Playoffs, Old

Westbury, N.Y. and Brookville, N.Y.

2002

Record: 27-5

Head Coach: Bob Hirschfield

| Opponent | Result |
|---------------------|---------|
| at ECU | L, 13-1 |
| at ECU | L, 20-8 |
| at ECU | L, 5-3 |
| at William & Mary | L, 10-9 |
| at William & Mary | L, 11-2 |
| at Coppin State | W, 10-0 |
| at Coppin State | W, 18-7 |
| at UM-Eastern Shore | W, 13-3 |
| at UM-Eastern Shore | W, 6-2 |
| UAlbany | W, 4-3 |
| UAlbany | W, 5-0 |
| UAlbany | W, 13-6 |
| Wagner | W, 21-6 |
| at Yale | W, 6-1 |
| at Yale | W, 6-4 |
| at Columbia | W, 6-1 |
| at Columbia | L, 9-5 |
| at Columbia | W, 10-5 |
| at Wagner | W, 20-2 |

| | |
|---------------------|----------|
| Maine | L, 8-5 |
| Maine | W, 11-2 |
| Maine | L, 9-8 |
| Maine | W, 8-3 |
| Seton Hall | L, 3-2 |
| St. Francis | W, 11-6 |
| at Fordman | W, 5-4 |
| Iona College | W, 8-0 |
| at C.W. Post | W, 7-2 |
| at C.W. Post | W, 15-2 |
| C.W. Post | W, 15-1 |
| C.W. Post | W, 15-2 |
| Fordham | W, 18-5 |
| Fairleigh Dickinson | W, 15-12 |
| at West Virginia | L, 4-0 |
| at West Virginia | L, 9-3 |
| Marist | L, 8-1 |
| at Siena | W, 9-7 |
| at Siena | L, 3-0 |
| Stony Brook | L, 6-3 |
| Stony Brook | L, 5-0 |
| at Army | W, 8-7 |
| at Stony Brook | L, 13-3 |
| at Boston College | L, 12-8 |
| at Boston College | L, 9-4 |
| at Boston College | L, 20-1 |
| Hofstra | W, 17-14 |
| St. John's | L, 9-6 |
| at Pace | W, 7-1 |
| at Pace | W, 7-1 |
| at Northeastern | L, 6-1 |
| at St. John's | L, 8-4 |
| at Miami | L, 16-1 |
| at Miami | L, 4-2 |
| at Miami | L, 11-5 |

2003

Record: 15-32

Head Coach: Bob Hirschfield

| Opponent | Result |
|-----------------------------------|----------|
| at William and Mary | L, 4-1 |
| at William and Mary | L, 9-4 |
| at Ole Miss | L, 3-1 |
| at Ole Miss | L, 5-1 |
| at Ole Miss | L, 24-0 |
| Quinnipiac | L, 6-4 |
| Yale | L, 5-4 |
| Yale | L, 7-4 |
| Columbia | W, 10-2 |
| Columbia | L, 8-3 |
| at Quinnipiac | W, 17-7 |
| Wagner | W, 5-4 |
| Maine | L, 11-8 |
| Maine | L, 11-7 |
| at Seton Hall | W, 11-8 |
| at Fairleigh Dickinson | W, 11-2 |
| at Maryland | L, 4-2 |
| at Maryland | L, 11-0 |
| at Maryland | L, 5-0 |
| at Winthrop | L, 9-5 |
| at Winthrop | L, 8-1 |
| at Winthrop | L, 11-4 |
| at Fordham | L, 12-11 |
| at George Mason | L, 5-2 |
| at George Mason | L, 6-2 |
| Siena | W, 6-4 |
| Siena | W, 4-0 |
| at Stony Brook | L, 6-5 |
| Pace | W, 8-0 |
| Stony Brook | W, 10-6 |
| at Pace | L, 6-4 |
| at Iona | W, 17-6 |
| at Marist | L, 5-3 |
| at Army | W, 5-3 |
| at Army | L, 11-4 |
| Army | W, 12-2 |
| St. John's U | L, 7-3 |
| at St. Francis (NY) | W, 4-2 |
| at ¹¹ Florida Atlantic | L, 9-2 |
| at ¹¹ Florida Atlantic | L, 11-3 |
| at Georgia Southern | L, 7-0 |
| at Georgia Southern | L, 8-7 |
| at St. John's | L, 7-2 |

| | |
|-----------|--------|
| at Albany | W, 3-0 |
| at Albany | W, 8-4 |
| at Albany | L, 4-2 |
| at Albany | L, 8-7 |

700th win in program history

2004

Division I Independent Champions

Record: 20-32

Head Coach: Bob Hirschfield

| Opponent | Result |
|------------------------|----------|
| at William and Mary | L, 13-1 |
| at William and Mary | L, 9-7 |
| at William and Mary | L, 12-10 |
| at Towson | L, 8-7 |
| at Towson | W, 7-4 |
| at Towson | W, 14-5 |
| Albany | L, 12-6 |
| Albany | L, 8-4 |
| Albany | L, 16-6 |
| at Quinnipiac | W, 8-3 |
| Stony Brook | L, 9-8 |
| at Wagner | W, 14-3 |
| Maine | L, 8-1 |
| Maine | W, 7-6 |
| Maine | W, 5-1 |
| Maine | L, 3-0 |
| Seton Hall | W, 5-4 |
| at Army | L, 4-3 |
| at Stony Brook | W, 4-2 |
| Stony Brook | L, 8-3 |
| at Fordham | L, 13-5 |
| Wagner | L, 9-6 |
| Pace | W, 15-11 |
| at Pace | W, 6-5 |
| at Pace | L, 4-1 |
| at Pittsburgh | L, 9-3 |
| at Pittsburgh | L, 11-3 |
| at Pittsburgh | L, 9-3 |
| at Stony Brook | L, 7-5 |
| at Siena | W, 8-4 |
| at Siena | L, 12-0 |
| at Marshall | L, 9-7 |
| at Marshall | L, 7-1 |
| at Marshall | L, 10-3 |
| Iona | W, 7-2 |
| Lafayette | L, 6-4 |
| Lafayette | W, 4-0 |
| Lafayette | L, 11-7 |
| Lafayette | L, 6-4 |
| at St. John's | L, 10-3 |
| at St. Francis (N.Y.) | W, 8-2 |
| Fairleigh Dickinson | W, 14-3 |
| at St. John's | L, 8-2 |
| at Albany | L, 8-5 |
| at St. John's | L, 8-2 |
| Pace | L, 5-3 |
| at Pace | W, 6-4 |
| Pace | W, 4-3 |
| St. Francis | L, 8-6 |
| vs. Hawaii-Hilo # | W, 13-9 |
| at Northern Colorado # | W, 16-7 |
| vs. Pace University # | W, 11-2 |

Division I Independent Invitational, Greeley, Colo.

2005

Record: 24-22

Head Coach: Bob Hirschfield

| Opponent | Result |
|-------------------------|---------|
| at William and Mary | L, 6-4 |
| at William and Mary | L, 11-5 |
| at William and Mary | L, 17-8 |
| vs. Michigan | L, 14-9 |
| vs. Central Conn. State | W, 6-2 |
| at Lamar | L, 3-0 |
| Quinnipiac | W, 10-3 |
| Maine | L, 11-3 |
| Maine | W, 14-4 |
| Harvard | L, 6-2 |
| at Army | L, 21-1 |
| at Fairleigh Dickinson | W, 8-5 |

| | |
|---|---------|
| Stony Brook | W, 2-0 |
| Stony Brook | L, 7-0 |
| at Stony Brook | W, 8-7 |
| Fordham | L, 9-4 |
| Columbia | W, 12-2 |
| at Central Conn. State | L, 7-5 |
| at Central Conn. State | W, 13-7 |
| Central Conn. State | W, 17-6 |
| at Delaware | L, 15-1 |
| at Yale | L, 11-5 |
| at Marist | L, 5-3 |
| Sacred Heart | W, 5-0 |
| Sacred Heart | W, 6-4 |
| at Sacred Heart | L, 6-5 |
| at UMBC | L, 13-2 |
| Siena | W, 5-3 |
| Siena | W, 7-6 |
| at St. John's | W, 11-8 |
| Quinnipiac | L, 10-4 |
| Quinnipiac | W, 4-3 |
| St. John's | L, 4-2 |
| Lafayette | W, 11-5 |
| at Wagner | W, 4-3 |
| at Wagner | W, 13-5 |
| Wagner | W, 8-7 |
| Seton Hall | L, 8-3 |
| at ²⁵ St. John's | W, 1-0 |
| at Delaware State | W, 6-4 |
| at Delaware State | W, 5-2 |
| at Delaware State | L, 8-2 |
| at St. Francis | W, 2-1 |
| vs. Utah Valley State # | W, 13-2 |
| vs. South Dakota State # | L, 4-3 |
| at Northern Colorado # | L, 8-3 |
| # Division I Independent | |
| Baseball Invitational Tournament, Greely, Colo.; 750th win in program history; 560 wins in Division I play | |

2006

Record: 31-22

Head Coach: Bob Hirschfield

| Opponent | Result |
|-----------------------|----------|
| at Fla. International | L, 8-4 |
| at Fla. International | L, 13-12 |
| at Fla. International | L, 12-9 |
| Albany | W, 4-3 |
| Albany | W, 1-0 |
| Albany | W, 5-4 |
| Harvard | W, 9-6 |
| Harvard | W, 3-2 |
| Harvard | L, 3-2 |
| at Quinnipiac | L, 8-5 |
| at Fordham | L, 8-2 |
| Manhattan | W, 5-4 |
| Maine | L, 3-1 |
| Maine | W, 7-1 |
| Maine | L, 3-2 |
| at Stony Brook | W, 5-4 |
| Stony Brook | L, 5-3 |
| at Stony Brook | L, 15-11 |
| Fordham | L, 8-7 |
| Vermont | W, 4-3 |
| Vermont | W, 5-3 |
| LIU | W, 10-4 |
| Fairleigh Dickinson | W, 18-0 |
| MAR | W, 4-2 |
| Quinnipiac | W, 5-4 |
| Quinnipiac | W, 9-4 |
| at Wagner | W, 6-4 |
| at Siena | L, 8-5 |
| at Siena | W, 5-4 |
| Wagner | W, 4-3 |
| at Maine | L, 16-2 |
| at Maine | W, 13-5 |
| at Maine | L, 13-12 |
| at Long Island | W, 7-3 |
| Iona | W, 13-1 |
| Texas A&M-C.C. | W, 1-0 |
| Texas A&M-C.C. | W, 2-0 |
| Texas A&M-C.C. | W, 5-0 |
| St. John's | L, 6-1 |

| | |
|--------------------|----------|
| Lafayette | L, 13-4 |
| Army | L, 9-4 |
| Army | L, 4-3 |
| Army | W, 15-4 |
| Seton Hall | W, 12-2 |
| Marshall | L, 18-5 |
| Marshall | W, 5-1 |
| Marshall | W, 2-1 |
| Utah Valley State | L, 8-6 |
| South Dakota State | W, 4-2 |
| Northern Colorado | L, 13-10 |
| South Dakota State | L, 2-5 |
| St. Francis | W, 2-1 |
| St. Francis | W, 8-4 |

2007

Record: 25-27

Head Coach: Bob Hirschfield

| Opponent | Result |
|-------------------------------------|---------|
| at Texas A&M-C.C. | L, 17-2 |
| at Texas A&M-C.C. | L, 11-6 |
| at Texas A&M-C.C. | L, 3-1 |
| Albany | L, 8-0 |
| vs. Notre Dame | L, 12-1 |
| vs. Dayton | L, 30-7 |
| at ²⁵ Florida Gulf Coast | L, 7-3 |
| at Fordham | L, 8-3 |
| vs. Connecticut | L, 12-3 |
| Maine | L, 4-2 |
| Maine | W, 6-5 |
| at Iona | W, 16-7 |
| at Manhattan | W, 8-7 |
| Stony Brook | W, 2-1 |
| at Stony Brook | W, 4-2 |
| at Stony Brook | L, 2-1 |
| Stony Brook | L, 9-3 |
| Fordham | W, 5-1 |
| at Vermont | W, 3-0 |
| at Vermont | W, 6-1 |
| LIU | W, 10-2 |
| Hofstra | L, 8-4 |
| at Albany | L, 10-7 |
| at Albany | W, 3-2 |
| at Albany | W, 9-4 |
| at Maine | L, 9-0 |
| at Maine | L, 4-3 |
| at Maine | W, 6-4 |
| at Maine | L, 6-5 |
| at Seton Hall | L, 8-6 |
| at Pittsburgh | W, 9-4 |
| at Pittsburgh | W, 6-4 |
| at Pittsburgh | W, 8-6 |
| at St. John's | L, 2-1 |
| at Hofstra | W, 4-3 |
| at Marist | W, 3-1 |
| at NJIT | L, 2-0 |
| NJIT | W, 10-7 |
| NJIT | W, 9-4 |
| Seton Hall | L, 10-4 |
| at Army | L, 5-4 |
| at NJIT | W, 17-4 |
| Delaware State | W, 5-1 |
| Delaware State | W, 9-0 |
| Delaware State | W, 13-5 |
| St. John's | L, 16-6 |
| Brown | L, 4-1 |
| Brown | L, 6-1 |
| vs. South Dakota State | L, 19-4 |
| vs. North Dakota State | W, 5-3 |
| at Utah Valley | W, 9-3 |
| vs. Northern Colorado | L, 3-1 |

2008

Record: 19-32-2

Head Coach: Bob Hirschfield

| Opponent | Result |
|--------------|---------|
| Buffalo | L, 12-7 |
| Akron | L, 17-8 |
| Buffalo | W, 8-0 |
| at Lamar | L, 16-0 |
| Sacred Heart | W, 7-5 |
| Albany | W, 11-4 |
| Albany | W, 9-8 |

| | |
|--|----------|
| at Fordham | L, 10-1 |
| Iona | W, 13-3 |
| at Stony Brook | L, 3-1 |
| Stony Brook | L, 7-1 |
| Stony Brook | L, 10-7 |
| at Stony Brook | L, 6-4 |
| Fordham | W, 6-5 |
| St. John's | L, 5-4 |
| at Marist | L, 6-5 |
| at Maine | T, 0-0 |
| NJIT | W, 11-2 |
| at Hofstra | W, 6-4 |
| at Hofstra | L, 15-3 |
| at William and Mary | L, 9-6 |
| at William and Mary | L, 15-9 |
| at William and Mary | L, 7-2 |
| at William and Mary | L, 10-6 |
| at Long Island | W, 18-4 |
| at Siena | L, 2-0 |
| at Siena | L, 10-1 |
| Florida Atlantic | L, 22-7 |
| Florida Atlantic | L, 16-2 |
| Florida Atlantic | W, 2-0 |
| Seton Hall | W, 8-6 |
| at Fordham | L, 13-12 |
| at ²⁷ UNC Wilmington | L, 13-6 |
| at ²⁷ UNC Wilmington | L, 12-1 |
| at ²⁷ UNC Wilmington | L, 8-2 |
| Hofstra | W, 7-2 |
| at Navy | T, 9-9 |
| *at Navy | W, 4-2 |
| at Navy | L, 2-0 |
| at Seton Hall | L, 5-1 |
| Army | W, 4-3 |
| at Albany | L, 7-3 |
| at Albany | L, 8-3 |
| at Albany | W, 6-5 |
| Wagner | L, 10-7 |
| Northern Colorado | L, 17-2 |
| Northern Colorado | W, 5-2 |
| at NJIT | W, 12-3 |
| Houston Baptist | L, 11-8 |
| UT-Pan Am | L, 7-6 |
| Northern Colorado | L, 3-0 |
| *Career victory No. 600 for head coach Bob Hirschfield | |

2009

Record: 19-29-1

Head Coach: Bob Hirschfield

| Opponent | Result |
|----------------------|---------|
| at Villanova # | L, 13-1 |
| at Indiana State # | L, 11-4 |
| at St. Bonaventure # | L, 11-5 |
| at Mount St. Mary's | W, 11-3 |
| at Mount St. Mary's | W, 9-4 |
| at Villanova # | L, 14-3 |
| at St. Joseph # | L, 7-2 |
| at Fordham | L, 6-5 |
| Fairfield | L, 9-8 |
| Albany | W, 4-2 |
| Albany | L, 7-4 |
| Fairfield | L, 5-4 |
| at Penn State | L, 4-2 |
| at Penn State | L, 13-2 |
| at Penn State | L, 9-2 |
| Manhattan | W, 10-9 |
| Stony Brook | L, 11-3 |
| at Stony Brook | L, 10-0 |
| at Stony Brook | L, 6-0 |
| Stony Brook | W, 6-3 |
| Fordham | W, 9-2 |
| at St. John's | W, 9-7 |
| Bryant | L, 4-2 |
| Bryant | L, 19-6 |
| Bryant | W, 3-2 |
| Bryant | W, 4-3 |
| at Hofstra | W, 12-4 |
| LeMoyne | L, 10-2 |
| LeMoyne | L, 8-6 |
| Siena | W, 16-5 |
| Marist | L, 14-6 |
| Marist | W, 4-3 |

| | |
|---------------|----------|
| at Marist | L, 6-5 |
| at Seton Hall | L, 10-2 |
| at Niagara | W, 16-9 |
| at Niagara | W, 12-3 |
| at Niagara | L, 12-9 |
| St. John's | W, 20-12 |
| Hofstra | W, 6-5 |
| at Navy | L, 12-5 |
| at Army | L, 4-2 |
| at Albany | W, 15-5 |
| at Albany | L, 7-3 |
| at Albany | T, 4-4 |
| at Albany | W, 14-7 |
| at Wagner | L, 11-6 |
| at LeMoyne | L, 7-1 |
| at LeMoyne | W, 6-3 |
| at LeMoyne | L, 12-10 |

2010

Record: 26-24-1 • 15-13 GWC

Head Coach: Bob Hirschfield

| Opponent | Result |
|--|--------------------------|
| at Fordham | L, 1-0 ⁽¹¹⁾ |
| at Fordham | L, 5-2 |
| at Fordham | L, 7-5 |
| Albany | W, 2-1 |
| Albany | W, 5-2 |
| at Hofstra | W, 12-10 ⁽¹⁰⁾ |
| Siena | L, 21-14 |
| Siena | L, 13-4 |
| Siena | L, 9-8 |
| Iona | L, 10-3 |
| at Yale | W, 3-2 |
| at Yale | L, 4-0 |
| Yale | L, 13-10 |
| at Western Carolina | W, 4-3 |
| at Western Carolina | L, 12-4 |
| at Western Carolina | L, 11-8 |
| Fordham | W, 9-8 |
| at Hofstra | L, 22-11 |
| • Chicago State | W, 4-2 |
| • Chicago State | W, 6-2 |
| • Chicago State | W, 14-8 |
| • Chicago State | W, 20-3 |
| LIU-Brooklyn | W, 9-6 |
| at Siena | W, 6-4 |
| • Houston Baptist | L, 18-3 |
| • Houston Baptist | W, 9-3 |
| • Houston Baptist | L, 9-4 |
| • Houston Baptist | W, 4-2 |
| Seton Hall | T, 12-12 |
| • at North Dakota | W, 11-6 |
| • at North Dakota | W, 11-5 |
| • at North Dakota | L, 20-19 |
| • at North Dakota | L, 7-3 |
| Hofstra | T, 12-12 ⁽¹²⁾ |
| • NJIT | W, 14-11 |
| • NJIT | W, 7-2 |
| • NJIT | L, 10-4 |
| • at NJIT | W, 15-6 |
| at Manhattan | L, 13-7 |
| Army | W, 8-7 |
| • Utah Valley | L, 14-3 |
| • Utah Valley | W, 7-0 |
| • Utah Valley | L, 21-6 |
| • Utah Valley | L, 9-3 |
| at St. John's (N.Y.) | L, 4-3 ⁽¹³⁾ |
| at Wagner | L, 6-2 |
| • at Northern Colorado | L, 11-1 |
| • at Northern Colorado | W, 6-5 |
| • at Northern Colorado | L, 19-4 |
| • at Northern Colorado | L, 13-6 |
| • at UT-Pan American | W, 15-9 |
| • at UT-Pan American | W, 5-3 |
| • at UT-Pan American | L, 9-0 |
| • at UT-Pan American | L, 14-2 |
| vs. UT-Pan American ^ | L, 6-4 ⁽¹⁰⁾ |
| vs. NJIT ^ | W, 14-4 |
| vs. Northern Colorado ^ | W, 11-1 |
| • GWC game; ^ GWC Tournament, hosted by UTPA, Edinburg, Texas | |

2011

Record: 19-32 • 13-12 GWC

Head Coach: Bob Hirschfeld

| Opponent | Result |
|---|--------------|
| vs. Auburn | L, 6-3 |
| vs. Western Kentucky | L, 17-1 |
| at College of Charleston | L, 24-4 |
| at Fordham | L, 7-3 |
| Albany | L, 8-2 |
| Albany | L, 3-1 |
| Albany | L, 7-5 |
| at Saint Joseph's | W, 8-6 |
| at Temple | L, 14-4 |
| at La Salle | L, 7-3 |
| Harvard | W, 3-2 |
| Harvard | L, 10-6 |
| Harvard | L, 3-0 |
| Harvard | W, 5-2 |
| Stony Brook | L, 6-0 |
| Stony Brook | L, 10-1 |
| Stony Brook | W, 2-1 |
| Stony Brook | L, 10-3 |
| Fordham | L, 12-7 |
| • Northern Colorado | L, 11-4 |
| • Northern Colorado | L, 15-3 |
| • Northern Colorado | W, 6-5 |
| • Northern Colorado | W, 9-6 |
| • at Chicago State | W, 5-1 |
| at Hofstra | L, 11-3 |
| • North Dakota | L, 7-6 |
| • North Dakota | W, 3-1 |
| • North Dakota | W, 14-4 |
| • North Dakota | W, 10-6 |
| Manhattan | L, 20-10 |
| • at Utah Valley | L, 18-0 |
| • at Utah Valley | L, 17-3 |
| • at Utah Valley | L, 12-2 |
| • at Utah Valley | L, 9-8 |
| • at NJIT | W, 7-6(10) |
| • at NJIT | L, 2-0 |
| • at NJIT | L, 10-9 |
| • NJIT | W, 14-6 |
| at St. John's | L, 15-0 |
| • UT-Pan American | W, 7-6 |
| • UT-Pan American | W, 13-0 |
| • UT-Pan American | W, 21-4 |
| • UT-Pan American | W, 13-12(10) |
| • at Houston Baptist | L, 21-11 |
| • at Houston Baptist | W, 7-6 |
| • at Houston Baptist | L, 6-2 |
| • at Houston Baptist | L, 13-5 |
| vs. NJIT # | W, 3-2 |
| vs. Utah Valley # | L, 5-3 |
| vs. Northern Colorado # | W, 4-3(10) |
| vs. Houston Baptist # | L, 6-3 |
| • Great West Conference game; # GWC Tournament, Grand Forks, N.D. | |

2012

Record: 5-46 • 3-25 GWC

Head Coach: Michael MacMillan

| Opponent | Result |
|------------------------|------------|
| at William & Mary | L, 7-0 |
| at William & Mary | L, 10-0 |
| at William & Mary | L, 19-2 |
| at William & Mary | L, 9-1 |
| at Fairleigh Dickinson | W, 6-3(11) |
| Albany | L, 6-5 |
| Albany | W, 7-6 |
| Albany | L, 16-4 |
| Albany | L, 6-4 |
| at Villanova | L, 14-3 |
| at Temple | L, 17-1 |
| at La Salle | L, 7-6(11) |
| at St. John's (N.Y.) | L, 16-6 |
| Iona | L, 16-14 |
| at Manhattan | L, 8-5 |
| at Stony Brook | L, 6-0 |
| at Stony Brook | L, 10-1 |
| • at UT-Pan American | L, 11-1 |
| • at UT-Pan American | L, 4-1 |

| | |
|--|--------------|
| • at UT-Pan American | L, 13-3 |
| • at UT-Pan American | L, 5-4 |
| at Hofstra | L, 24-1 |
| Siena | L, 7-2 |
| • at Northern Colorado | L, 15-2 |
| • at Northern Colorado | L, 10-0 |
| • at Northern Colorado | L, 14-8 |
| • at Northern Colorado | L, 13-1 |
| at Seton Hall | L, 16-7 |
| • Chicago State | L, 5-4 |
| • Chicago State | W, 15-14(12) |
| • Chicago State | L, 20-9 |
| • Chicago State | L, 15-4 |
| at Hofstra | L, 19-6 |
| • Houston Baptist | L, 6-4(11) |
| • Houston Baptist | L, 2-1 |
| • Houston Baptist | W, 10-3 |
| • Houston Baptist | L, 2-1 |
| • at North Dakota | L, 5-0 |
| • at North Dakota | W, 13-8 |
| • at North Dakota | L, 8-5 |
| • at North Dakota | L, 10-2 |
| • Utah Valley | L, 8-0 |
| • Utah Valley | L, 4-3 |
| • Utah Valley | L, 10-0 |
| • Utah Valley | L, 11-2 |
| • NJIT | L, 1-0 |
| • NJIT | L, 8-4 |
| • NJIT | L, 7-2 |
| • at NJIT | L, 11-4 |
| at Utah Valley # | L, 17-10 |
| vs. Northern Colorado # | L, 11-1 |
| • GWC game; # GWC Tournament, Orem, Utah | |

2013

Record: 10-47 • 8-20 GWC

Head Coach: Bob Malvagna

| Opponent | Result |
|------------------------|----------|
| at Cincinnati | L, 12-0 |
| at Cincinnati | L, 17-3 |
| at Cincinnati | L, 8-3 |
| at Coppin State | L, 4-1 |
| at Coppin State | L, 10-7 |
| Albany | L, 3-2 |
| Albany | L, 2-0 |
| at Fordham | L, 8-5 |
| at Fairleigh Dickinson | W, 6-2 |
| at Fairleigh Dickinson | W, 2-1 |
| at Fairleigh Dickinson | L, 10-4 |
| at Columbia | L, 2-1 |
| at Columbia | L, 2-0 |
| at Army | L, 12-1 |
| vs. Columbia | L, 9-4 |
| at Army | L, 9-1 |
| at Hofstra | L, 8-4 |
| at Hofstra | L, 7-2 |
| at St. John's | L, 13-7 |
| at St. John's | L, 6-0 |
| at Hofstra | L, 11-2 |
| • UT-Pan American | L, 5-0 |
| • UT-Pan American | L, 7-3 |
| • UT-Pan American | W, 1-0 |
| • UT-Pan American | L, 10-6 |
| at Siena | L, 10-3 |
| at Siena | L, 8-1 |
| • at NJIT | L, 6-5 |
| • at NJIT | L, 6-5 |
| • NJIT | L, 11-1 |
| • NJIT | L, 10-4 |
| at Stony Brook | L, 6-0 |
| • at Chicago State | L, 5-2 |
| • at Chicago State | L, 3-1 |
| • at Chicago State | W, 15-7 |
| • at Chicago State | W, 9-6 |
| at Manhattan | L, 17-14 |
| at Stony Brook | L, 6-4 |
| • North Dakota | L, 5-0 |
| • North Dakota | W, 2-1 |
| • North Dakota | L, 16-1 |
| • North Dakota | W, 12-5 |
| at Army | L, 7-2 |
| • at Houston Baptist | L, 8-0 |

| | |
|--|---------|
| • at Houston Baptist | W, 8-4 |
| • at Houston Baptist | W, 3-0 |
| • at Houston Baptist | L, 11-4 |
| • at Utah Valley | L, 12-3 |
| • at Utah Valley | L, 13-4 |
| • at Utah Valley | L, 14-2 |
| • at Utah Valley | W, 8-3 |
| • Northern Colorado | L, 8-3 |
| • Northern Colorado | L, 15-3 |
| • Northern Colorado | L, 10-1 |
| • Northern Colorado | L, 4-1 |
| vs. UT-Pan American # | L, 7-6 |
| at NJIT # | L, 9-6 |
| • Great West Conference game; # GWC Tournament, Newark | |

Record: 4-46

Head Coach: Bob Malvagna

| Opponent | Result |
|----------------------|----------|
| at Tennessee Tech | L, 11-2 |
| at Tennessee Tech | L, 13-1 |
| at Tennessee Tech | L, 19-3 |
| at Tennessee Tech | L, 12-1 |
| at Fordham | L, 7-6 |
| at Fordham | L, 11-8 |
| vs. Manhattan | L, 2-0 |
| at Mount St. Mary's | L, 18-7 |
| at Mount St. Mary's | L, 11-8 |
| at Mount St. Mary's | L, 13-4 |
| at Mount St. Mary's | L, 7-0 |
| at Penn St. | L, 7-3 |
| at Penn St. | L, 8-0 |
| LIU-Brooklyn | L, 10-3 |
| at LIU-Brooklyn | W, 10-6 |
| at LIU-Brooklyn | L, 13-0 |
| at Stony Brook | L, 3-2 |
| LIU-Brooklyn | L, 12-10 |
| at Fairfield | L, 13-4 |
| at Hofstra | L, 3-2 |
| NJIT | L, 9-5 |
| NJIT | L, 3-0 |
| NJIT | L, 6-2 |
| Siena | L, 9-2 |
| Siena | L, 6-0 |
| at #28 Seton Hall | L, 21-0 |
| at #28 Seton Hall | L, 7-6 |
| at #28 Seton Hall | L, 6-0 |
| Fairfield | L, 4-1 |
| Fairfield | L, 5-3 |
| Hofstra | L, 13-1 |
| St. John's (N.Y.) | L, 17-8 |
| at St. John's (N.Y.) | L, 13-0 |
| at St. John's (N.Y.) | L, 11-2 |
| at Manhattan | W, 13-0 |
| Iona | W, 6-5 |
| at Maine | L, 1-0 |
| at Maine | L, 1-0 |
| at Maine | L, 11-4 |
| at Maine | W, 3-2 |
| at Hawaii | L, 17-0 |
| at Hawaii | L, 1-0 |
| at Hawaii | L, 11-0 |
| at Hawaii | L, 4-2 |
| at Iona | L, 8-7 |
| Stony Brook | L, 15-4 |
| at Delaware St. | L, 8-7 |
| at Delaware St. | L, 10-7 |
| at NJIT | L, 5-3 |
| at NJIT | L, 5-2 |

2015

Record: 14-30

Head Coach: Bob Malvagna

| Opponent | Result |
|-----------------|-----------|
| at Navy | L, 4-2 |
| at Navy | L, 1-0 |
| at Navy | W, 7-4 |
| at Navy | L, 15-4 |
| LIU Brooklyn | W, 5-4 |
| Fairfield | L, 13-141 |
| at Fordham | L, 3-2 |
| at Fordham | L, 11-5 |
| at LIU Brooklyn | W, 8-7 |

| | |
|-----------------|----------|
| at Wagner | L, 7-6 |
| at Wagner | L, 12-3 |
| Fairfield | W, 7-2 |
| at NJIT | L, 14-6 |
| NJIT | L, 14-2 |
| NJIT | L, 7-2 |
| Hofstra | L, 7-3 |
| Siena | W, 11-2 |
| Siena | W, 3-1 |
| at Siena | W, 3-0 |
| at Siena | L, 9-0 |
| at Hofstra | L, 13-1 |
| at Penn | L, 15-1 |
| at Penn | W, 6-2 |
| at Northeastern | L, 7-0 |
| at Northeastern | L, 8-4 |
| at Northeastern | W, 2-0 |
| at Manhattan | L, 6-3 |
| at Manhattan | L, 12-5 |
| at Army | L, 10-0 |
| Iona | W, 5-1 |
| Binghamton | W, 1-0 |
| Binghamton | L, 3-1 |
| Binghamton | L, 5-1 |
| Albany (N.Y.) | W, 4-3 |
| Albany (N.Y.) | L, 8-3 |
| Maine | L, 9-1 |
| Maine | L, 6-2 |
| Maine | W, 10-5 |
| Maine | W, 8-6 |
| Stony Brook | L, 18-13 |
| at Iona | L, 10-9 |
| at Miami (Fla.) | L, 26-0 |
| at Miami (Fla.) | L, 13-1 |
| at Miami (Fla.) | L, 19-1 |

2016

Record: 17-26

Head Coach: Bob Malvagna

| Opponent | Result |
|------------------------|---------|
| at Coppin State | W, 5-2 |
| at Coppin State | L, 10-4 |
| at Coppin State | W, 14-7 |
| at Stony Brook | L, 5-1 |
| Albany (N.Y.) | L, 5-2 |
| Albany (N.Y.) | W, 3-0 |
| Albany (N.Y.) | L, 7-2 |
| Albany (N.Y.) | W, 4-0 |
| Manhattan | L, 6-4 |
| vs. Penn State | L, 15-2 |
| at Richmond | L, 9-1 |
| vs. Princeton | W, 2-1 |
| at UMass Lowell | W, 7-1 |
| at UMass Lowell | L, 6-4 |
| at UMass Lowell | L, 8-0 |
| at UMass Lowell | W, 8-2 |
| at Lehigh | L, 10-5 |
| Fordham | W, 5-4 |
| at Fairleigh Dickinson | W, 6-3 |
| at Fairleigh Dickinson | L, 11-1 |
| Fairleigh Dickinson | W, 9-0 |
| Fairleigh Dickinson | L, 1-0 |
| Hofstra | L, 3-1 |
| at LIU Brooklyn | W, 4-3 |
| at St. John's | L, 15-6 |
| St. John's | L, 8-1 |
| at Maine | W, 9-4 |
| at Maine | W, 4-2 |
| at Maine | L, 8-5 |
| at Maine | L, 4-1 |
| Penn | W, 6-5 |
| at Manhattan | L, 7-6 |
| Army | W, 3-2 |
| NJIT | W, 2-0 |
| NJIT | W, 7-6 |
| at NJIT | L, 7-2 |
| at NJIT | L, 4-1 |
| Lehigh | L, 16-5 |
| at Binghamton | L, 23-1 |
| at Binghamton | L, 3-2 |
| Stony Brook | L, 7-5 |
| at Villanova | L, 6-5 |
| at Villanova | L, 8-2 |

2017

Record: 5-36-1

Head Coach: Bob Malvagna

| Opponent | Result |
|-------------------|---------|
| at Arkansas State | L, 6-0 |
| at Arkansas State | L, 11-5 |
| at Arkansas State | L, 5-2 |
| at Arkansas State | L, 13-5 |
| Sacred Heart | W, 4-3 |
| Sacred Heart | L, 6-0 |
| Sacred Heart | L, 6-2 |
| at Stony Brook | L, 7-2 |
| at Hofstra | L, 14-3 |
| Albany (N.Y.) | L, 8-1 |
| Albany (N.Y.) | W, 3-0 |
| at Navy | L, 10-5 |
| at Navy | L, 15-3 |
| at Navy | L, 12-0 |
| at Navy | L, 10-2 |
| Hofstra | L, 6-5 |
| Siena | L, 5-3 |
| Siena | L, 6-0 |
| Siena | T, 5-5 |
| Iona | L, 9-1 |
| Wagner | L, 5-0 |
| Wagner | L, 4-0 |
| Lehigh | W, 6-4 |
| at Georgetown | L, 6-4 |
| at Georgetown | L, 9-0 |
| at Georgetown | L, 13-3 |
| at Iona | L, 13-4 |
| Fairfield | L, 8-2 |
| at St. John's | L, 13-8 |
| at Army | L, 8-3 |
| at Northeastern | L, 12-3 |
| at Northeastern | L, 11-0 |
| at Northeastern | L, 16-7 |
| at Northeastern | L, 8-3 |
| at LIU Brooklyn | L, 9-5 |
| at Monmouth | L, 10-4 |
| at LIU Brooklyn | L, 7-1 |
| Stony Brook | L, 11-8 |
| NJIT | L, 4-0 |
| NJIT | W, 4-3 |
| at NJIT | W, 10-7 |
| at NJIT | L, 6-2 |

ALL-TIME PLAYOFF RESULTS

1982 ECAC Playoffs

at St. John's (Queens, N.Y.)

| | |
|------------------------|-----|
| St. John's def. NYIT | 4-3 |
| NYIT def. LIU Brooklyn | 5-4 |
| St. John's def. NYIT | 4-0 |

1983 ECAC Playoffs

at St. John's (Jamaica, N.Y.)

| | |
|------------------------|-----|
| NYIT def. SUNY Buffalo | 5-4 |
| NYIT def. Seton Hall | 5-2 |

1983 ECAC Championship

| | |
|----------------------|-----|
| NYIT def. St. John's | 2-1 |
|----------------------|-----|

1983 NCAA Northeast Regional

at Maine (Orono, Maine)

| | |
|------------------|------|
| Maine def. NYIT | 8-2 |
| Temple def. NYIT | 10-5 |

1985 ECAC Playoffs

at East Carolina (Greenville, N.C.)

| | |
|----------------|-----|
| Iona def. NYIT | 7-3 |
| ECU def. NYIT | 5-4 |

1986 ECAC Playoffs

at Pawtucket, R.I.

| | |
|------------------------|-----|
| NYIT def. Fordham | 8-5 |
| NYIT def. Holy Cross | 7-5 |
| NYIT def. Northeastern | 9-1 |
| Maine def. NYIT | 5-4 |

1986 ECAC Championship

| | |
|-----------------|------|
| Maine def. NYIT | 15-8 |
|-----------------|------|

1987 ECAC Playoffs

at Bristol, Conn.

| | |
|---------------------|------|
| NYIT def. Utica | 15-5 |
| NYIT def. UNH | 11-7 |
| NYIT def. Fordham | 10-2 |
| NYIT def. C.W. Post | 10-5 |

1987 ECAC Championship

| | |
|-------------------|-----|
| Fordham def. NYIT | 5-1 |
|-------------------|-----|

1990 ECAC Playoffs

at Maine (Orono, Maine)

| | |
|------------------------|------|
| NYIT def. LIU-Brooklyn | 7-4 |
| NYIT def. LeMoyne | 7-0 |
| Maine def. NYIT | 9-2 |
| Fordham def. NYIT | 15-1 |

1994 Diamond Conference Tournament

at LIU Post and Hofstra

| | |
|------------------------|-----|
| NYIT def. C.W. Post | 5-2 |
| NYIT def. West Chester | 4-3 |

1994 Diamond Conference Championship

| | |
|---------------------|-----|
| NYIT def. C.W. Post | 4-3 |
|---------------------|-----|

2001 NYSBC Tournament

at NYIT and LIU Post

| | |
|-----------------------|------|
| NYIT def. Binghamton | 25-9 |
| NYIT def. Stony Brook | 10-1 |
| NYIT def. Stony Brook | 11-4 |

2004 Div. I Independent Invitational

at N. Colorado (Greenly, Colo.)

| | |
|------------------------|------|
| NYIT def. Hawaii- Hilo | 13-9 |
| NYIT def. N. Colorado | 16-7 |
| NYIT def. Pace | 11-2 |

2005 Div. I Independent Invitational

at N. Colorado (Greenly, Colo.)

| | |
|-------------------------|------|
| NYIT def. Utah Valley | 13-2 |
| S. Dakota St. def. NYIT | 4-3 |
| N. Colorado def. NYIT | 8-3 |

2006 Div. I Independent Invitational

at South Dakota State (Brookings, S.D.)

| | |
|-------------------------|-------|
| Utah Valley def. NYIT | 8-6 |
| NYIT def. S. Dakota St. | 4-2 |
| N. Colorado def. NYIT | 13-10 |
| S. Dakota St. def. NYIT | 5-2 |

2007 Div. I Independent Invitational

at Utah Valley (Orem, Utah)

| | |
|-------------------------|------|
| S. Dakota St. def. NYIT | 19-4 |
| NYIT def. N. Dakota St. | 5-3 |
| NYIT def. Utah Valley | 9-3 |
| N. Colorado def. NYIT | 3-1 |

2008 Div. I Independent Invitational

at UTPA (Edinburg, Texas)

| | |
|-----------------------|------|
| NYIT def. NJIT | 12-3 |
| HBU def. NYIT | 11-8 |
| UTPA def. NYIT | 7-6 |
| N. Colorado def. NYIT | 3-0 |

2010 GWC Tournament

at UTPA (Edinburg, Texas)

| | |
|-----------------------|------|
| UTPA def. NYIT | 6-4 |
| NYIT def. NJIT | 14-4 |
| NYIT def. N. Colorado | 11-1 |

2011 GWC Tournament

at North Dakota (Grand Forks, N.D.)

| | |
|-----------------------|-----|
| NYIT def. NJIT | 3-2 |
| Utah Valley def. NYIT | 5-3 |
| NYIT def. N. Colorado | 4-3 |
| HBU def. NYIT | 6-3 |

2012 GWC Tournament

at Utah Valley (Orem, Utah)

| | |
|-----------------------|-------|
| Utah Valley def. NYIT | 17-10 |
| N. Colorado def. NYIT | 11-1 |

2013 GWC Tournament

at NJIT (Newark, N.J.)

| | |
|----------------|-----|
| UTPA def. NYIT | 7-6 |
| NJIT def. NYIT | 9-6 |

ALL-TIME PLAYOFF RECORDS

| Year | Tourn. | W-L | Finish |
|------|------------------|-----|-----------|
| 1975 | ECAC | 4-0 | Champions |
| 1976 | ECAC | 4-0 | Champions |
| 1978 | NCAA | 1-2 | Third |
| 1980 | NCAA | 1-2 | Third |
| 1982 | ECAC | 0-2 | Fourth |
| 1983 | ECAC | 3-0 | Champions |
| | NCAA | 0-2 | Fourth |
| 1985 | ECAC | 0-2 | Fourth |
| 1986 | ECAC | 3-2 | Second |
| 1987 | ECAC | 3-2 | Second |
| 1990 | ECAC | 2-2 | Third |
| 1994 | Diamond Conf. | 3-0 | Champions |
| 2001 | NYS Conf. | 3-0 | Champions |
| 2004 | DI Independent | 3-0 | Champions |
| 2005 | DI Independent | 1-2 | Third |
| 2006 | DI Independent | 1-3 | T-5th |
| 2007 | DI Independent | 2-2 | T-3rd |
| 2008 | DI Independent | 1-3 | Fourth |
| 2010 | Great West Conf. | 2-1 | Fourth |
| 2011 | Great West Conf. | 2-2 | Fourth |
| 2012 | Great West Conf. | 0-2 | Eighth |
| 2013 | Great West Conf. | 0-2 | Eighth |

PLAYOFF PERCENTAGES

| | | |
|-----------------------|--------------|-------------|
| Division I | 43-57 | .430 |
| Division II | 10-4 | .714 |
| Overall Record | 53-61 | .465 |

ALL-TIME VS. OPPONENTS

| Team | First Mtg. | Record |
|-----------------------|------------|---------|
| Adelphi | 1981 | 7-3 |
| Albany | 1999 | 34-28-1 |
| Akron | 2008 | 0-1 |
| Arkansas State | 2017 | 0-4 |
| Army | 1981 | 17-17-1 |
| Auburn | 2011 | 0-1 |
| Augusta | 1991 | 0-1 |
| Binghamton | 2001 | 3-6 |
| Boston College | 2002 | 0-3 |
| Bowling Green | 1986 | 0-2 |
| Bradley | 1996 | 0-1 |
| Brooklyn College | 1981 | 22-3 |
| Brown | 1996 | 0-3 |
| Bryant | 2009 | 2-2 |
| Bucknell | 1988 | 1-0 |
| Buffalo | 1983 | 3-2 |
| Central Conn. St. | 1993 | 18-11 |
| Central Michigan | 1988 | 1-2 |
| Chicago State | 2010 | 8-5 |
| Cincinnati | 2013 | 0-3 |
| The Citadel | 1996 | 1-3 |
| Clemson | 2001 | 0-3 |
| Columbia | 2001 | 4-7 |
| College of Charleston | 2011 | 0-1 |
| College of Holy Cross | 1982 | 3-1 |
| College of St. Rose | 1990 | 3-2 |
| Concordia (NY) | 1991 | 2-0 |
| Team | First Mtg. | Record |

| | | |
|-------------------------------|------|---------|
| Coppin State | 2002 | 4-3 |
| Connecticut | 1981 | 2-4 |
| LIU Post (formerly C.W. Post) | 1986 | 33-34 |
| Dayton | 1997 | 1-1 |
| Delaware | 1982 | 0-2 |
| Delaware State | 1987 | 7-3 |
| Detroit | 1989 | 3-0 |
| Dowling | 1981 | 2-0 |
| East Carolina | 1986 | 0-4 |
| Eastern Michigan | 1987 | 1-0 |
| Fairfield | 1999 | 2-10 |
| Fairleigh Dickinson | 1981 | 40-10 |
| Fordham | 1981 | 32-38-2 |
| Florida Atlantic | 1981 | 4-4 |
| Florida Gulf Coast | 2007 | 0-1 |
| Florida International | 1986 | 0-6 |
| Florida Memorial | 1981 | 1-0 |
| George Mason | 1982 | 8-17 |
| George Washington | 1985 | 0-0-1 |
| Georgetown | 2017 | 0-3 |
| Georgia Southern | 1987 | 4-18-1 |
| Georgia State | 1995 | 1-0 |
| Georgia Tech | 1991 | 0-3 |
| Harvard | 1995 | 5-4 |
| Hawaii | 2014 | 0-4 |
| Hawaii-Hilo | 2004 | 1-0 |
| Hartford | 1985 | 4-0 |
| Hofstra | 1981 | 18-24-2 |
| Houston | 1984 | 0-9-1 |
| Houston Baptist | 2008 | 6-12 |
| Hunter | 1981 | 1-0 |
| Indiana | 1997 | 2-1 |
| Indiana State | 2009 | 0-1 |
| Iona | 1981 | 25-16-1 |
| James Madison | 1983 | 4-1 |
| Kentucky | 1983 | 1-3 |
| Lafayette | 1985 | 3-4 |
| Lamar | 1984 | 1-9 |
| La Salle | 1982 | 5-2 |
| Lehigh | 2016 | 1-2 |
| Lehman | 1981 | 1-0 |
| LeMoyne | 1990 | 4-4 |
| LIU Brooklyn | 1981 | 17-7 |
| Maine | 1983 | 17-28-1 |
| Manhattan | 1981 | 14-11 |
| Marshall | 2004 | 2-4 |
| Marist | 1993 | 7-9 |
| UMBC | 1991 | 5-2 |
| Maryland | 1985 | 2-3 |
| UM-Eastern Shore | 1991 | 6-0 |
| Massachusetts | 1989 | 1-3 |
| McNeese State | 1984 | 1-2 |
| Miami (Fla.) | 1978 | 0-20 |
| Miami (Ohio) | 1988 | 0-5 |
| Michigan | 1981 | 1-3 |
| Mississippi | 2003 | 0-2 |
| Mount St. Mary's | 2009 | 2-4 |
| Monmouth | 1981 | 7-6 |
| Navy | 2008 | 3-14-1 |
| New Hampshire | 1987 | 1-0 |
| NJIT | 2007 | 16-28 |
| New Orleans | 1985 | 1-5 |
| Niagra | 1997 | 2-2 |
| Nicholls State | 1988 | 0-3 |
| North Carolina State | 1986 | 0-5 |
| North Dakota State | 2007 | 1-0 |
| North Dakota | 2010 | 8-8 |
| Northeastern | 1986 | 3-10 |
| Northern Colorado | 2004 | 7-17 |
| Notre Dame | 2007 | 0-1 |

| | | |
|--------------------------|------|---------|
| Oklahoma | 1988 | 0-1 |
| Old Dominion | 1984 | 3-11 |
| Pace | 1983 | 34-20 |
| Penn | 2015 | 2-1 |
| Penn State | 1988 | 3-11 |
| Philadelphia | 1988 | 1-1 |
| Pittsburgh | 2004 | 3-3 |
| Princeton | 2016 | 1-0 |
| Providence | 1982 | 2-2 |
| Queens (N.Y.) | 1983 | 1-0 |
| Quinnipiac | 1981 | 10-5 |
| Ramapo | 1981 | 1-1 |
| Rhode Island | 1982 | 1-0 |
| Rice | 1984 | 3-4 |
| Richmond | 1999 | 0-3 |
| Rider | 1981 | 4-6 |
| Rutgers | 1985 | 5-5 |
| Sacred Heart | 1981 | 7-3 |
| South Dakota State | 2005 | 1-3 |
| St. Bonaventure | 2009 | 0-1 |
| St. Francis (N.Y.) | 1981 | 27-17 |
| St. Joseph's (Pa.) | 2009 | 1-1 |
| St. John's (N.Y.) | 1981 | 11-37 |
| St. Peter's (N.Y.) | 1981 | 5-0 |
| Sam Houston State | 1988 | 1-4 |
| Seton Hall | 1981 | 11-33-1 |
| Siena | 1981 | 26-23-1 |
| S.W. Louisiana | 1985 | 1-1 |
| SUNY Buffalo | 1983 | 2-1 |
| Stony Brook | 1981 | 24-41 |
| Stockton State | 1981 | 2-0 |
| Tarleton State | 1994 | 0-1 |
| Temple | 1982 | 7-6 |
| Tennessee Tech | 2014 | 0-4 |
| Texas A&M-Corpus Christi | 2006 | 3-3 |
| Texas Tech | 1994 | 1-1 |
| UT-Pan American | 2008 | 7-12 |
| Towson | 1985 | 6-1-1 |
| Trenton State | 1981 | 1-0 |
| Troy State | 1995 | 1-10 |
| Tulane | 1998 | 0-2 |
| UMass Lowell | 2016 | 2-2 |
| UNC Wilmington | 2008 | 0-3 |
| USMMA | 1981 | 3-0 |
| Utah Valley | 2005 | 4-17 |
| Utica | 1987 | 1-0 |
| Vanderbilt | 1990 | 0-1 |
| Vermont | 1997 | 4-2 |
| Villanova | 2009 | 0-5 |
| Virginia Commonwealth | 1996 | 0-3 |
| Virginia Tech | 1988 | 0-1 |
| Wagner | 1981 | 31-15 |
| Wake Forest | 1998 | 1-2 |
| West Chester (Pa.) | 1987 | 17-9-1 |
| West Virginia | 1987 | 1-5 |
| Western Carolina | 2010 | 1-2 |
| Western Kentucky | 2011 | 0-1 |
| William & Mary | 1987 | 4-27 |
| Winthrop | 2003 | 0-3 |
| Yale | 1999 | 3-6 |
| Youngstown State | 1995 | 4-11 |

MARCH 20, 1981

NYIT 1, Michigan 0 • In the Bears fourth game at the Division I level, Al Labozetta tosses a complete game victory, allowing only three hits and striking out five. Bob Costelo drives in NYIT's only run with a sac fly. Michigan was ranked 10th in the nation.

APRIL 13, 1982

NYIT 10, Temple 7 • Down 5-1 after the first inning, the Bears rally for the 10-7 win. Jim Scudero and Hank Iervolino combine for 13 K's as Joe LaCugna (four RBI) and Jim Dalton (three RBI) key the comeback.

APRIL 24, 1982

NYIT 13, Fordham 6, NYIT 8, Fordham 2

APRIL 25, 1982

NYIT 10, LaSalle 13 • The Bears played four games on the road during the weekend, sweeping both double-headers. Mike Salvemini (3 HR), Brian Brady (three triples and a HR) and Don Moscatelli (triple, HR, eight RBI) lead the Bears over their ECAC rivals.

APRIL 4, 1983

NYIT 18, James Madison 6 • Larry Minor hits two home runs to lead the Bears from a 5-1 deficit to the 18-6 rout. Fred Giovannelli slams the door on JMU in the sixth, going on to record the win. James Madison went on to the College World Series that year.

APRIL 13-MAY 6, 1983

NYIT wins 14 out of 16 games, going from 7-4 to 21-6.

MAY 13,14,15, 1983

ECAC Playoffs at St. John's • Larry Minor hits the "legendary" home run against Buffalo in the opener and Al Silverstein gets a 2-1 complete game victory against host St. John's in finale to give NYIT its first NCAA bid in their third year in Division I.

APRIL 18, 1984

NYIT 5, Rice 3 • The Bears continue to gain national respect with a dramatic, extra-inning victory over then-No. 6 Rice. The Owls score three times in the ninth to force the extra frames, but in the eleventh, Brian Brady drives home the go-ahead run and Mike Umano gives the Bears the two-run edge. George Banos records three K's in the bottom of the inning for the victory.

APRIL 21, 1984

NYIT 9, Lamar 3 • In Beaumont, Texas, the Bears defeat the then-No. 25 Cardinals with three RBI from Jim Dalton and two RBI from Fred Giovannelli. Al Labozetta goes the distance for the victory.

MARCH 16, 1985

NYIT 26, Towson 3 • The Bears knock out six doubles, five triples, and a home run to post what remains to be their biggest season opener. NYIT goes on to a 31-15 season.

APRIL 6, 1985

NYIT 12, Hartford 7; NYIT 7, Hartford-4 • The Bears collect 23 hits, including four home runs (two from Mike Frustaci) to sweep the double header from ECAC rival Hartford.

APRIL 11, 1985

NYIT 12, New Orleans 9 • George Banos goes five innings and records the win over then-No. 10 UNO as the Bears, up 11-3 after three innings, hang on for the 12-9 victory. Al Silverstein tosses the last three innings for the save.

APRIL 14, 1985

NYIT 12, S.W.Louisiana 1 • NYIT scores seven in the first inning as Fred Giovannelli and Al Silverstein combine to hold the then-No. 24 team in the country to one run and six hits.

APRIL 14-28, 1985

NYIT wins 13 games straight, including three each from ECAC Metro conference rivals St. Francis, FDU-Teaneck and Brooklyn College. The Bears out-scored their opponents 143-37 and never allow more than five runs in a game.

MAY 5, 1985

NYIT 9, Maryland-5; NYIT 6, Maryland 3 • The Bears pull off their come-from-behind trick twice in one day at Maryland. In the first game, down 4-0, the Bears get home runs from Mike Frustaci (2), Keith Locklear and Ray Giannelli. In the second game, All-American Fred Leone hits a three run blast in the sixth, giving the Bears the 6-3 margin. Joe Grecopitche, in relief, earned wins in both games, while Mike Conklin earned the save in both games. The second game was head coach Bob Hirschfield's 100th coaching victory.

MAY 9, 1985

NYIT 28, Lafayette 5 • Ray Giannelli goes 7-for-8 with 10 RBIs in Easton, Pa. The 28 runs is the most ever scored by a Bears team in one game.

MAY 17, 1986

NYIT 9, Northeastern 1 • New York Tech's third game of the 1986 ECAC Playoffs was Mike Conklin's finest performance of the season. He goes the full nine innings, records 12 K's, gives up one run on seven hits, and puts down the last 12 batters faced. The Bears go on to the championship round vs. 1985 College

World Series entrant Maine.

March 8-14, 1987

NYIT posts a 6-2-1 record in the Hall of Fame Tournament at Georgia Southern University to win the championship. The Bears earn wins over Georgia Southern, James Madison and West Virginia.

APRIL 2, 1987

NYIT 18, Hartford 0; NYIT 4, Hartford 3 • Tom Boyce leads the Bears offense in a double-header sweep. In the first game, he hits two home runs for five RBI. Alex Protosow, Ray Karczewski and Mike Chesney also hit two home runs. In the second game, Boyce hits a 3-2 pitch with two out in the last inning for a solo home run and the victory.

MAY 16, 1987

ECAC Playoffs at Bristol, Conn. NYIT 10, C.W. Post 5 • Art Canestro throws a complete game for the victory that puts the Bears into the championship round. He gets 10 strikeouts while scattering eight hits.

MARCH 9, 1988

NYIT 4, Central Michigan 2 • Mark Hannon goes the distance, allowing only two runs on four hits in the second game of the Jody Ramsey Tournament in McAllen, Texas. Central Michigan is ranked #21 in the nation and goes on to be a finalist in the NCAA Midwest Regional that year.

APRIL 24, 1988

NYIT 26, Pace 6 • The Bear's pound out 11 home runs in one game, tying the NCAA record for most home runs in a game. In the fourth inning they get six homeruns, setting an NCAA record for most home runs in an inning.

MARCH 26, 1989

NYIT 5, Maine 3 • In the middle game of an Easter Sunday triple header, John Comer provides the difference with a two run home run in the eighth inning. Maine is ranked #29 in the nation.

APRIL 1, 1989

NYIT 11, Old Dominion 9 • The Bears, down 9-3 after six innings, stage a six-run seventh started by a mammoth home run from John Comer and capped off with a two RBI double from Al Watson, tying the score. NYIT scores two in the eighth for the victory.

APRIL 21, 1989

NYIT 5, Brooklyn College 0 • Jim O'Connor records the first no-hit, no-run game in NYIT history, getting two strikeouts and walking three.

MAY 6, 1989

NYIT 10, West Chester 0 • Two weeks after his no-hitter, Jim O'Connor goes through the first 26 batters without a scratch, but the 27th gets a single to center field, breaking up O'Connor's bid for a second no-hitter. He records two strikeouts without a walk.

APRIL 8, 1990

NYIT 8, West Chester 0 • Al Watson does to West Chester what O'Connor did one year earlier. In the second game of a double-header, Watson gives up only one hit, and retires the last twelve batters he faces for a one-hit shutout. He strikes out four, walks one.

APRIL 19, 1990

NYIT 11, LeMoyne 7; NYIT 3, LeMoyne 2 • The Bears travel to Syracuse for a mid-week doubleheader against the 1990 ECAC Championship/NCAA Northeast Regional Finalists. In the first game All-American Paul Bruno hits two homeruns and Mike Fernandez hits a two-run homer, which gave the bears a 7-6 lead, to support the come-from-behind victory. John Manfredo gets the win in relief. In the second game, Bruno and Alex Protosow hit solo homeruns for the Bears, but again it was Mike Fernandez with the RBI single that gave NYIT the 3-2 win. Al Watson gets the win, and Manfredo the save.

MAY 6, 1990

NYIT 10, C.W. Post 0 • Jim O'Connor turns in another outstanding performance in a Diamond Conference Game, recording his second career one-hit shutout. He puts down the first 17 batters faced, strikes out four, and posts no walks.

MAY 12, 1990

NYIT 11, Pace 2; NYIT 6, Pace 5 • The Bears sweep doubleheader from Diamond Conference rivals Pace. In the first game, Al Watson tosses a complete game victory and records 10 K's, giving him 84 on the season for a new school record. In the second, All-American Paul Bruno hits his school record 20th home run of the season as the Bears finish their 1990 Conference schedule 11-0 and become the first Diamond Conference Champions to go undefeated. The series sweep extends the Bears winning streak to 14 games.

MAY 18, 1990

NYIT 7, LeMoyne 0 • Al Watson tosses a complete game, four-hit shut out in the ECAC Playoffs. Watson records eight K's and earns a spot on the Playoff All-Star team for his performance.

MARCH 3, 1991

Georgia Southern 2, NYIT 1 • "The best pitching performance I've ever seen in New York

Tech baseball," said Coach Bob Hirschfield. All-American Al Watson records 14 strikeouts with only three hits, but the Bears lose the game on a throwing error.

MARCH 23, 1991

NYIT 13, Univ. of Maryland Eastern Shore 0; NYIT 14 UMES 0 • In the first game, John Weglarz breaks the single game strikeout record that Watson set three weeks earlier, recording 15K's. Weglarz earns his first win of the season, and does not lose again in 1991. In the second game, Mike Korabik, in a spot start, throws a rain shortened, five inning one-hitter. The first game was Head Coach Bob Hirschfield's 250th coaching victory.

APRIL 16, 1991

NYIT 8, FDU-Teaneck 2 • Mike Fernandez hits the first cycle in NYIT history, accounting for seven of the Bear's eight runs.

MAY 10, 1991

NYIT 7, FDU-Teaneck 2 • All-American Al Watson completes his record breaking season on the mound, pitching his sixth complete game, recording his ninth win, and adding 13 K's to his season total of 99. All three are new school records.

MAY 1, 1991

NYIT 5, Fordham 0; NYIT 6, Fordham 3 • The Bears sweep arch rival Fordham to win games for the second straight year and the fifth time since 1981. The day was full of record setting performances: Jim O'Connor's 24th career win, Al Watson's single season batting average, .463; and most hits in a season, 87; and Mike Fernandez's most runs scored-season, 65. The Bears win the first game with Jim O'Connor's third career one-hit shutout (and 18th career complete game), and win the second game with three run homeruns from Scott Hatten and Al Watson and a complete game from Matt Connolly.

MAY 8-9, 1993

NYIT 10, Pace 4; NYIT 4, Pace 3 • Pace 12, NYIT 2; NYIT 6, Pace 3 • The Bears win their first Diamond Conference series as Matt McCartin hits a grand slam in the top of the sixth inning, putting the Bears ahead 6-3 in the last game of the series.

MAY 13, 1993

NYIT 8, St. John's 2 • Chris McCoy goes the distance in picking up his seventh win and fifth complete game as both Tony Criscuola and Mike Caulfield hit homeruns against the 16th ranked Redmen.

MARCH 18, 1994

NYIT 6, Texas Tech 3 • Chris McCoy goes seven innings as the Bears defeat the

seventh ranked Red Raiders. Senior Joe Saracino hits a bases loaded triple in the top of the sixth to break a 3-3 dead lock.

APRIL 17, 1994

NYIT 2, C.W. Post 1 • Coach Hirschfield picks up win No. 300 as Billy Cline throws a complete game, walking none and Butch Caulfield hits a home run. Bears rallied to score tying run in the bottom of the fifth and winning run in the sixth.

MAY 7, 1994

NYIT 12, Central Conn. State 2 • The Bears erupt for 12 runs on 16 hits as they capture their third Diamond Conference regular season Championship. Junior Mike Furey collects four hits and drove in four runs.

MAY 14-16, 1994

NYIT 5, C.W. Post 4 • NYIT 4, West Chester 3 • NYIT 4, C.W. Post 3 • The Bears win three consecutive one-run games in the Diamond Conference playoffs and junior Joe Lisio pitches a complete game in the finals to lead the Bears to the championship.

MARCH 17, 1996

NYIT 20, UMBC 9 • The Bears score 11 runs in the top of the seventh to erase a 9-4 deficit. They would score five more in the eighth as the Bears collect seven doubles and two homeruns in their 23 hit attack. Eight of the nine starters collected two or more hits.

MARCH 20-21, 1996

NYIT 8, Georgia Southern 7 • NYIT 12, The Citadel 9 • The Bears win back-to-back games over the Southern Conference Powers. Against Georgia Southern, the Bears rally from a 7-0 deficit to tie the score in the top of the seventh as they scored five runs highlighted by a two-run double by Brian Montalto. The Bears were able to score the winning run in the top of the 11th on back to back doubles by Ken Iglesias and Cliff Brown. Chris Rojas pitched five innings of one hit relief striking out five in getting the win. NYIT then traveled to Charleston, South Carolina where it scored four runs in the top of the sixth to earn a 10-7 lead over the Citadel. Shane McKeon picks the win by scattering three hits over 1.1 innings of relief.

MARCH 16-18, 1997

NYIT 4, Indiana 2; NYIT 15, Indiana 7 • The Bears take two games from the defending 1996 Big 10 Champions. Rob Bigan shuts down the Hoosiers, in Homestead, Fla., with a complete game effort allowing just five hits and striking out nine. Paul Marino goes 2-for-3 with three RBI. Bears upend the Hoosiers two days later as Ryan Caulfield extends a 6-5 Bears lead with a

three-run home run in the bottom of the sixth. Shane McKeon goes 5.1 innings for the win, while Doug Stasio earns his first collegiate save with 3.2 innings work, striking out three.

MAY 4, 1997

NYIT 6, Youngstown State 3 • NYIT wins its 600th game on the NCAA level as Shane McKeon earns the win going the distance scattering nine. Mike Brown triples home two runs in the top of the sixth while Chris Briller and Paul Marino each collect two hits.

FEBRUARY 27, 1998

NYIT 11, Wake Forest 6 • The Bears open the season in a big way as Jim Goelz lines the first pitch of the season over the right field wall as the Bears knockoff No. 28 Wake Forest, who would reach the finals of the NCAA South Regional.

APRIL 28, 1998

NYIT 4, St. Francis 0 • Steve Brakstad sets a new school record as he strikeouts 16, breaking the old mark of 15 set by John Weglarz. Brakstad struck-out at least one in every inning.

MARCH 24-25, 1999

NYIT 20, Wagner 8; NYIT 16, Manhattan 7 • The Bears score 36 runs in two games as they defeat in-state rivals Wagner and Manhattan.

APRIL 15, 2000

NYIT 2, Coastal Carolina 1 • Rich Roth throws a complete game, earning the victory while allowing just the one earned run. Rob Santoro scores the second run for the Bears from second base on a infield out in the eighth inning.

MAY 9, 2001

NYIT 6, St. John's 3 • Freshmen Wayne Seder, Dan Britton and Tom Park lead NYIT to the victory over St. John's at their campus stadium.

MAY 12-14, 2001

NYSBC Playoffs • The Bears score 46 runs in three games to claim the first-ever New York State Baseball Conference Championship.

NYIT 25, Binghamton 9 • Brian Goldberg leads the Bears in the opening round of the playoffs, going 3-for-5 with five RBI, four runs scored and two home runs.

NYIT 10, Stony Brook 1 • Junior Rob Taormina propels the Bears into the title game, pitching a complete game in the finals. Taormina strikes out nine batters, allowing just three hits and no earned runs. Bryan Goelz goes 5-for-5 with two RBI and three runs scored.

NYIT 11, Stony Brook 4 • Ryan Nevins, Bryan Goelz and Tom Merkle all homer and freshmen Wayne Seder, Dan Britton and Tom Park combine to pitch nine innings in the championship game. Nevins finished with two hits, four RBI and a run scored.

MARCH 9-23, 2002

The Bears reel off a season-high 10 game winning streak, posting victories over Coppin State, Maryland Eastern Shore, Albany and Yale.

MARCH 22-23, 2002

NYIT 6, Yale 1; NYIT 6, Yale 4 • NYIT takes both games of a weekend series at Yale. In the first game Rob Taormina earns the victory, pitching seven innings, allowing just one earned run while striking out seven and Garrett McDevitt provided the offense, homering twice and driving in four runs. In the second game the Bears capitalize on four Yale errors and Dan Britton earns the win, pitching two scoreless innings, after coming in on relief for Brandon Kurz, who pitched eight innings, allowing just two earned runs on seven hits.

APRIL 4-17, 2002

NYIT puts together another impressive winning streak — nine games — as it defeats C.W. Post four times, Fordham twice, and has wins over St. Francis, Iona and Fairleigh Dickinson.

APRIL 13-14, 2002

NYIT sweeps four game series from C.W. Post and pushes its winning streak to seven games, out-scoring the Pioneers 51-7. NYIT batted .459 with 61 hits, 46 RBI, 52 runs and an .812 slugging percentage. Merkle tallied five homers, including one in each game of the series, and Brian Goldberg and Mike Gaffney each hit three homeruns over the weekend. Rob Taormina and Kevin Perucci each picked up victories on the mound in the series.

APRIL 2, 2003

NYIT 11, Seton Hall 8 • The Bears rally from a 6-2 deficit by out-scoring the Pirates 9-2 over the final seven innings. Sophomore Andrew Karkoulas goes 3-for-4 with two runs scored and senior Sean Braithwaite and freshman Mike Kenefick each drive in two runs in the victory.

APRIL 23, 2003

NYIT 6, Siena 4; NYIT 4, Siena 0 • NYIT snaps a seven-game slide with a sweep of Siena. In game one Jelani Arnold homers, and Gary Needham and Sean Braithwaite each deliver two RBI hits. Chris Perez earns his first victory of the season, shutting out Siena in the second game, allowing just four hits while striking out four in seven

innings of work.

MARCH 5-7, 2004

NYIT 7, Towson 4; NYIT 14, Towson 5 • Senior Anthony St. George hits three run homeruns in back-to-back games to help NYIT win two games of a three game series at Towson. Freshman Joe Esposito earns his first career win, allowing two earned runs on four hits with six strikeouts in the 7-4 win. The Bears hit seven homeruns during the series.

MAY 6, 2004

NYIT 14, Fairleigh Dickinson University 3 • Coach Hirschfield earns his 500th career victory as senior Tim Smith goes 2-for-3 with a homerun, a double and three RBI to help the Bears top FDU 14-3.

MAY 20-22, 2004

NYIT 13, Hawaii-Hilo 9 • NYIT 16, Northern Colorado 7 • NYIT 11, Pace 2 • The Bears out-score their opponents 40-18 on their way to the first ever Division I Independent Invitational championship. Junior Andrew Karkoulas earns tournament MVP honors going 5-for-10 with four runs scored and three RBI in the first two games and then pitched eight innings, allowing just two earned runs on seven hits with eight strikeouts in the Bears championship victory over Pace. Senior Tim Smith hits a two-run homerun in the first inning and the Bears homer twice more on their way to the championship. NYIT hits eight homeruns, and eight doubles in the three games.

2005

The Bears win every three-game weekend series during the season, except for their opener at William and Mary. NYIT wins two of three games from Stony Brook (April 1-3), two of three games from Central Connecticut State (April 8-10), two of three games from Sacred Heart (April 16-17), sweeps a three game series from Wagner (May 7-8) and win two of three games from Delaware State (May 13-14).

APRIL 21, 2005

NYIT 11, St. John's 8 • Sophomore Tom Murray hit a two-run homerun and sophomore Joe Esposito threw seven innings, leading the Bears to an 11-8 victory. Junior Mike Kenefick went 4-for-5 with a double and three singles, senior Christian Diez collected three hits and scored three runs and Esposito improved to 7-1 on the season with the win.

MAY 12, 2005

NYIT 1, No. 25 St. John's 0 • Junior Michael Striker pitches a gem, allowing just two hits in 8.2 scoreless innings of work as the Bears hold on to defeat No. 25 St. John's 1-0 and win the season series, taking two out of three games from the Red Storm. St. John's threatened in the bottom of the ninth, but junior Mike Kenefick ended the

thrilling game by throwing out the lead runner on a double steal attempt with two outs.

May 17, 2005

NYIT 2, St. Francis 1 • Sophomore Joe Esposito wins his 10th game of the year, breaking Al Watson's record for victories in a season set in 1991. Esposito pitches a complete game, allowing one earned run on eight hits with a career-high 10 strikeouts as he improved to 10-2 on the season.

May 20, 2005

NYIT 13, Utah Valley 2 • Junior Michael Striker leads NYIT to a 13-2 win over Utah Valley in the opening game of the Division I Independent Baseball Tournament, pitching 8.2 innings, allowing just two runs on eight hits with two strikeouts. The win was also the 750th in NCAA competition for the baseball program.

March 11, 2006

NYIT 3, Albany 2; NYIT 1, Albany 0 • Senior Mike Kenefick and junior Joe Esposito each recorded game-winning singles as NYIT swept a doubleheader with the University at Albany. Kenefick's single propelled NYIT to a 3-2 victory in the first game, while Esposito's gave the Bears a 1-0 win in game two.

March 18, 2006

NYIT 9, Harvard 6; NYIT 3, Harvard 2 • Senior Mike Mac Millan came through with clutch RBI singles in the bottom of the seventh and ninth innings to propel NYIT over Harvard 3-2 in the second game of a doubleheader. The Bears rallied for a 9-6 victory in the first game, highlighted by junior Joe Esposito's two-run double down the left field line.

April 28, 2006

NYIT 1, Texas A&M-Corpus Christi 0
NYIT 2, Texas A&M-Corpus Christi 0
NYIT 5, Texas A&M-Corpus Christi 0
Junior Joe Esposito's RBI single in the bottom of the ninth scored freshman Denten Neill, giving the Bears a 1-0 win over Texas A&M Corpus Christie. Junior John Burke pitched a complete game shutout, allowing just five hits while striking out five. Esposito threw nine innings of shutout baseball, allowing just three hits while striking out 10, to lead the Bears to a 2-0 win in the second game. Senior Chris Perez completed the three game sweep, recording a career-high 13 strikeouts and surrendering only two hits to pick up his sixth win of the season. Sophomore Mike LaLuna drove in three runs with a bases clearing double in the bottom of the eighth inning.

May 8, 2006

Bears named CollegeBaseballInsider.com Team of the Week • The NYIT Bears were named the CollegeBaseballInsider.com Team of the Week for their performance from April 24-30, when they went 5-0. The Bears pitching staff allowed all of 10 hits and no runs in a weekend sweep of Texas A&M-Corpus Christi and added a pair of midweek wins over Long Island and Iona.

May 14, 2006

Bears take two out of three from Marshall • The NYIT Bears rebounded from a series opening loss to Marshall by winning the final two games of the series. The Bears evened

the series 1-1 with a 5-1 win behind junior Joe Esposito's complete game one-hitter. Esposito did not surrender a hit until the sixth inning and he gave up just an unearned run and seven walks while striking out nine. Junior Kraig Binick and senior Mike MacMillan each had three hits as part of NYIT's 17-hit attack. Senior Chris Perez's complete game victory gave the Bears the 2-1 series win. Perez allowed just one run on five hits, while striking out nine.

April 28-29, 2007

NYIT 9, Pittsburgh 4; NYIT 6, Pittsburgh 4;
NYIT 8, Pittsburgh 6 • NYIT out-scored Pittsburgh 6-1 over the final five innings and freshman Brian Smith went 4-for-5 with five RBI and one run scored as the Bears claimed a 9-4 victory in the series opener on Saturday night. The Bears rally from a 4-0 deficit in game one and a 6-3 deficit in game two to defeat the Panthers 6-4 and 8-6 in both ends of a Sunday doubleheader, and complete the three game sweep. Freshman Jerry Smith, who finished the three game series by going 8-for-13 with three runs scored and four RBI, was named the Div. I Independent Baseball Newcomer of the Week.

May 8, 2007

NYIT 3, Vermont 0; NYIT 6, Vermont 1 • Seniors Joe Esposito and Jon Burke each hurled complete game victories, combining to allow only seven hits as NYIT swept a doubleheader from Vermont. Esposito struck out 10 as he led the bears to a 3-0 victory and became NYIT's all-time strikeout leader as he broke the previous mark of 242 established 20 years ago by Don Copper (N.Y. Yankees/Chicago White Sox). Burke tossed an efficient three-hitter to win the second game, 6-1, and earn his second win of the season. Burke, who did not walk or strike out a batter, cruised after allowing a run in the second, retiring 16 of the last 18 Catamounts he faced.

May 10, 2007

NYIT 17, NJIT 4 • Senior Joe Esposito recorded his sixth win of the season and broke the all-time wins record at NYIT with 25 career victories, surpassing the previous mark of 24 set by Jim O'Connor (Toronto Blue Jays). Esposito struck out nine in six innings, while surrendering seven hits, four runs and five walks. Senior Kraig Binick homered twice in the opening inning, as the Bears rolled past NJIT, 17-4.

May 12, 2007

NYIT 9, Delaware State 0; NYIT 13, Delaware State 5 • NYIT completes a three game series sweep with 9-0 and 13-5 wins over Delaware State and senior Kraig Binick, who went 7-for-9 with five RBI and four runs scored in the doubleheader, led off the bottom of the first inning in game one with a homerun to become NYIT's all-time leader with 255 career hits, breaking current assistant coach and NYIT Hall of Fame member Ray Giannelli's (Toronto Blue Jays) record of 254 hits set from 1985-1988.

May 25, 2007

NYIT 9, Utah Valley 3 • In the last game of his career, senior Jon Burke pitched a gem of a game, striking out nine batters while allowing just three earned runs on six hits in a complete game effort to lead NYIT over Utah Valley in the

Division I Baseball Independent tournament. Burke settled down after allowing a three run homer in the first inning and at one point retired 10 of 11 batters. Burke threw just 97 pitches, 72 for strikes, and pitched a perfect ninth in the win. The Bears would go on to finish tied for third in the tournament.

April 1, 2008

NYIT 6, Fordham 5 • Junior Denten Neill's walk-off homerun in the bottom of the ninth inning propels NYIT to a 6-5 win over Fordham.

April 18, 2008

NYIT 10, Florida Atlantic 7 • Senior Joe Lucente goes 4-for-4 with two homeruns, five RBI and three runs scored to help NYIT to an impressive 10-7 win over Florida Atlantic. Freshman Preston Wasmund picked up his second victory of the season, allowing six runs, just two earned, with three strikeouts and two walks in seven innings of work. The Bears hit a season-high three homeruns in the game.

April 20, 2008

NYIT 2, Florida Atlantic 0 • Sophomore Andrew Guarrasi throws a complete game shutout, allowing just two hits with eight strikeouts to lead the Bears to a 2-0 win over Florida Atlantic. Guarassi's stellar pitching performance helps NYIT earn a split of a four game series with FAU.

April 22, 2008

NYIT 8, Seton Hall 6 • The Bears score eight unanswered runs, rallying from a 6-0 deficit to defeat Seton Hall. Senior Mike LaLuna, who went 3-for-3 with four RBI, recorded the game-winning hit, a two-run single in the sixth that broke a 6-6 tie.

May 4, 2008

NYIT 4, Navy 2 • NYIT closes out its three-game series at Navy with a doubleheader split. The Bears won the first game 4-2 and, with the victory, head coach Bob Hirschfield reached a milestone, earning career win No. 600. Andrew Guarrasi allowed two runs on 10 hits with two strikeouts and two walks in the seven inning complete game win.

May 7, 2008

NYIT 4, Army 3 • Freshman Effrey Valdez's walk-off homerun to lead off the bottom of the ninth inning lifts the Bears to a 4-3 win over Army.

March 31, 2009

NYIT 9, Fordham 2 • Juinor Louie Bernardi throws a two hitter over eight innings, allowing one earned run with two strike outs to lead the Bears past Fordham. Senior Deten Neill connects for a two-run homerun during a five-run fifth inning and junior George Carroll finishes the game going 3-for-3 with two RBI and two runs scored.

April 1, 2009

NYIT 9, St. John's 7 • Junior George Carroll's two-run double in the eleventh inning lifts the Bears to a thrilling 9-7 win over St. John's. Junior Matt Doran earned the win in relief, throwing four shutout innings, while allowing just three hits.

April 5, 2009

NYIT 3, Bryant 2; NYIT 4, Bryant 3
 • Junior Mike Roth picks up victories in relief in both ends of doubleheader as the Bears sweep Bryant in dramatic fashion, winning the opener 3-2 and the nightcap 4-3. Sophomore Effrey Valdez drove in the winning run in the seven inning scheduled game one, delivering a game-winning RBI single in the bottom of the seventh. In game two, Roth picked up his second victory of the afternoon, ending the game with a strikeout-throw out combination with a 4-3 lead. Freshman Chris Ruffler delivered the game-winning hit, an RBI single in the bottom of the eighth.

April 18, 2009

NYIT 4, Marist 3 • Junior Andrew Guarassi throws a two hitter, allowing just two runs in eight innings of work and sophomore Effrey Valdez goes 2-for-4 with two RBI and a run scored to lead the Bears past Marist.

April 25, 2009

NYIT 16, Niagara 9; NYIT 12, Niagara 3
 • The Bears go on the road and pound out 28 runs on 33 hits in a doubleheader sweep of Niagara. Junior Brian Smith goes 5-for-6 with two homeruns, three RBI and four runs scored, and junior Andrew Guarassi went the distance on the mound, allowing three runs with seven strikeouts.

April 27, 2009

NYIT 20, St. Johns 12 • The Bears defeat St. John's for the second time thanks to a season high 23 hits and 20 runs. Four different Bears record RBI hits in a seven-run sixth inning, and sophomore Eric Cos drives in two runs with a triple and scores the other on a wild pitch.

April 9, 2010

NYIT plays its first game as a member of the Great West Conference for baseball. The Bears defeated Chicago State 4-2 and went on to sweep the series.

April 30, 2010

NYIT 14, NJIT 11 • In his last at bat of the game, senior Brian Smith breaks NYIT's all-time at bats record of 743, which was set by Kraig Binik in 2007. By the end of the season, Smith would add on 87 at bats for a new career record 830.

May 21, 2010

NYIT 15, UT-Pan American 9 • Senior Brian Smith plays in his 204 game, breaking NYIT's all-time games played

record, which was set at 203 by Tom Boyce in 1988. He set the bar with a career-total 211 and is the fifth player in NYIT history to play over 200 games.

May 22, 2010

at UT-PA game two • With his first at bat of the game, senior Brian Smith broke NYIT's 24-year single-season at bats record of 229 set by Ray Gianneli in 1986.

May 27, 2010

NYIT 14, NJIT 4 • With his second at bat in the second game of the Great West Conference Tournament, Valdez broke NYIT's single-season hits record of 87 which was set by Al Watson in 1991.

May 28, 2010

NYIT 11, Northern Colorado 1 • NYIT finished third at the Great West Conference Tournament with an 11-1 victory over Northern Colorado. Frank Ryan, who earned All-Tournament honors, tossed 7.2 innings where he scattered six hits and allowed just one run while striking out six. Ali Rodriguez went 3-for-5 with three runs and two RBI, while Effrey Valdez batted 3-for-4 with one run and two RBI. He also doubled to break NYIT's single-season doubles mark of 20, set by Tom Boyce in 1986.

April 29, 2011

at Utah Valley, game one • Senior Effrey Valdez tallies two hits to tie Kraig Binik as the school leader in all-time hits with 270.

May 7, 2011

at NJIT, game one • Senior Effrey Valdez battles through a three-game hits drought to break the school record for career hits.

May 20, 2011

HBU 21, NYIT 11 • Senior Effrey Valdez doubles twice to break the school record for all-time doubles.

May 23, 2011

Senior Effrey Valdez named Great West Conference Player of the Year. He is joined on the All-GWC first team by Ryan Dillabough. Rob Cafiero and Jerry Smith earn second team honors.

May 27, 2011

Senior Jerry Smith surpasses twin brother Brian as the all-time leader in games played with a career 212. Brian Smith played in 211 career games for the Bears.

May 27, 2011

vs. Houston Baptist at GWC Tournament

• Senior Effrey Valdez plays in his final game as a Bear and sets a new school record for hits (320) and doubles (52).

June 16, 2011

Effrey Valdez becomes the fifth Bear to earn All-America honors as he received the accolade from CollegeBaseballInsider.com.

June 20, 2011

George Carroll, co-captain and starting catcher, signs with the Toronto Blue Jays organization of Major League Baseball as a free agent on the last day of the 2011 First-Year Player Draft.

September 2011

Longtime NYIT head baseball coach Bob Hirschfield announces his retirement after 34 years with the Bears baseball program. Hirschfield compiled a career record of 668-715-15. He coached four ABCA All-Americans in Fred Leone (1986), Paul Bruno (1990), Al Watson (1991), and Tom Merkle (2001).

November 2011

Former Bear Michael MacMillan (B.S. '07) named head baseball coach at NYIT. He is joined on staff by fellow Bears Chris Rojas (B.S. '99) and Lou Bernardi (B.S. '11).

July 9, 2012

Bob Malvagna becomes the sixth coach in NYIT baseball history.

December 2012

NYIT breaks ground on a new baseball complex. The new President's Field will feature a FieldTurf surface with natural bases, mound and home plate. The resurfacing also include walk-in dugouts, new batting cages and bullpens, a new 9-inning scoreboard, and a new press-box relocated to behind home plate.

March 16, 2013

First-year head coach Bob Malvagna earned first NCAA Division I victory with a 6-2 decision at Fairleigh Dickinson. The Bears went on to take the three-game series, 2-1.

May 2013

NYIT completes construction of the new baseball complex.

April 2014

NYIT formally dedicates its new baseball field Angelo Lorenzo Memorial Field, in honor of the late father-in-law of the facility's benefactor Anthony Bonomo.